

A Novel Optical Label Swapping Technique Using Erasable Optical Single-Sideband Subcarrier Label

I. Introduction:

MultiProtocol Label Switching (MPLS) technology [1] is the key to improve the scalability, speed, and throughput of the current Internet networks. MPLS switches use a simple label swapping algorithm to quickly forward packets. Here a label is composed of a short fixed length of bits, and is used to save significant processing time by avoiding network layer label analysis at each hop. "Label swapping" means that a "locally significant" old label is replaced with a new label at each MPLS switch. High-capacity DWDM optical networks are expected to support MPLS technology. However, significant technical challenge exists in updating optical labels on the fly without affecting data payload. Recently, several complicated optical label swapping techniques have been demonstrated [2,3]. In this paper, we propose a novel technique to simplify and enable numerous repeated optical label swapping over a national optical network, while in the mean time keeping the multi-gigabit/sec data payload intact.

II. OPERATION PRINCIPLE

Our scheme is based on a subcarrier label (e.g., 155 Mb/s on a microwave carrier) which is frequency-division-multiplexed with a baseband data payload (e.g., 2.5 Gb/s). The subcarrier label swapping is accomplished by first having it erased in the optical domain, and then re-modulate the light with a new subcarrier label at the same microwave carrier frequency. To erase the old subcarrier, we took advantage of a notch filter by using the reflective part of a voltage-tunable fiber Fabry-Perot (FFP) filter, as shown in Fig.1. However, we note that the optical double sidebands (ODSB) of the data payload and subcarrier label are located on both sides of the optical carrier, as illustrated in the lower part of Fig.1(a). To erase the subcarrier label, both subcarrier sidebands must be notched out. But this requires that the free-spectral-range (FSR) of the filter be exactly equal to the separation of the two subcarrier sidebands. Furthermore, the notch filter must present a sharp and narrow notch so that the data payload is not affected. Consequently, it is difficult to design and manufacture a FFP filter which satisfies both requirements. To solve this problem, we propose using optical single-sideband (OSSB) modulation technique [4] to transport the subcarrier label, so that the resultant optical spectrum contains only one subcarrier label sideband, as shown in Fig.1(b). Another important advantage of using OSSB microwave subcarrier label is that, by avoiding the fiber dispersion-induced carrier suppression effect [4], its transmission distance between switching nodes can be more than several hundred kilometers *without* dispersion compensation.

III. EXPERIMENT and RESULTS

Our experimental setup for transmitting, destination, and intermediate switching nodes is shown in Fig. 2. In the transmitting node, a 50 mW, 1551 nm DFB-MQW laser and a two-electrode LiNbO₃-external Mach-

Zehnder modulator (MZM) with a 3-dB bandwidth of 20 GHz and an insertion loss of 4 dB were used. A bursty 155Mb/s ASK subcarrier label at 12 GHz was applied to a hybrid coupler whose two outputs have $\pi/2$ phase shift with respect to each other. These two outputs were then combined with a bursty 2.5Gb/s data and data invert, respectively, through two directional couplers. Note that the label and payload bursts were both randomly generated, with each label and payload burst consisting of 20 bits and 53 bytes, respectively. Two lowpass filters (LPFs) with a 3-dB bandwidth of 2.4 GHz were used to prevent the tails of the 2.5 Gb/s NRZ data from interfering with the ASK subcarrier. The two combined NRZ data and ASK subcarrier outputs were then used to drive the two electrodes of the MZM, respectively. Fig.3(a) shows the spectrum of the transmitted baseband 2.5 Gb/s data and the ASK microwave subcarrier label.

In the switching node, the received optical signal was split into three paths. The first path was simply a data payload receiver which consists of a 50-ohm-terminated photodiode, a DC-14 GHz amplifier, and a LPF. The second path was a label receiver which consists of a 50-ohm-terminated photodiode, an 8-12 GHz amplifier, a downconverter with IF frequency at 550 MHz, and an ASK envelope detector. The eye diagram of the received data payload and the bursty 20-bit label are shown in the insets of Fig.2. The third path was the path where the label swapping took place. The optical signal was reflected by an FFP filter via an optical circulator, so that the old subcarrier label was notched out. The FFP filter had a FSR of 1500 GHz, a finesse of 100, and a reflection loss of 1.5 dB. Fig. 3(b) shows the after-notching microwave spectra. We can see that the subcarrier label at 12 GHz was suppressed by 25 dB, while the 2.5Gb/s payload experienced only 2 dB loss. The optical signal which had its subcarrier label suppressed subsequently passed through a polarization controller and another MZM. At the MZM, the optical signal was re-modulated with a new ASK subcarrier label, which had the same carrier frequency and optical modulation index (OMI) as those of the old subcarrier label. At the output of the switching node, an EDFA with an output power of 12 dBm was used. Note that the lengths of the first and second fiber spans in Fig.2 were 48.4 and 47.8 km, respectively.

In the destination node, the same data payload and subcarrier label receivers as those in the switching node were used. The bit-error-rate(BER) of the payload and the label were measured by a burst-mode BER tester. With its burst clock and trigger, the BER tester can synchronize the received payload or label pattern to the stored pattern such that the corresponding BER per burst can be obtained. The bursty 20-bit sequence of the received new subcarrier label (after one-time label swapping and 47.8 km of transmission) and the eye diagrams of the baseband payload (after 96.2 km of transmission) are shown in the insets of Fig 2. Since ~25 dB of the old label power was suppressed by the notch filter, the residual old label had negligible effect on the re-modulated new label. However, the CNR of the new label was degraded by the intermodulation noise caused by the beating between the baseband data and the *new* subcarrier label. This CNR degradation resulted in power penalties in receiver sensitivity, and was dependent on the rms OMI of the baseband data. In our experiment, assuming that the data payload receiver and the ASK subcarrier label receiver required the same received optical power, and the ASK

subcarrier label's OMI was 17%, we obtained the optimum rms OMI of the baseband data at 20. Under this condition, there was less than 0.5 dB power penalty (for BER $<10^{-9}$) when comparing the burst-mode BER performance of the bursty subcarrier label before and after re-modulation (which is due to the intermodulation noise just mentioned). The bursty 2.5 Gb/s payload was essentially unaffected by the switching node, as can be seen from the burst-mode BERs before and after label swapping.

IV. Conclusion

We have experimentally demonstrated a novel subcarrier label swapping technique by using OSSB modulation and an optical notch filter. The effect of residual old label on the new label was negligible because the old subcarrier label could be suppressed by 25 dB at each switching node. The subcarrier receiver power penalty due to the intermodulation noise between the baseband data and the new subcarrier label was within 0.5 dB at each hop. The label swapping can be repeated numerous times over a long distance network without dispersion compensation because the subcarrier label is reset at each switching node and because of the inherent transmission advantage of OSSB modulation. For practical implementation of the current technology in optical networks, we are currently resolving the MZM polarization-sensitive issue, and the result will be published shortly.

References

- [1] IETF Internet Draft, <http://search.ietf.org/internet-drafts/draft-ietf-mpls-framework-04.txt>, July 1999.
- [2] D. J. Blumenthal, A. Carena, L. Rau, V. Curri, S. Humphries, "All-Optical Label Swapping with Wavelength Conversion for WDM-IP Networks with Subcarrier Multiplexed Addressing," *IEEE Photon. Technol. Lett.*, pp. 1497-1499, Nov. 1999.
- [3] X. Jiang, X. P. Chen, and A. E. Willner, "All Optical Wavelength Independent Packet Header Replacement Using a Long CW Region Generated Directly from the Packet Flag", *IEEE Photon. Technol. Lett.*, pp. 1638-1640, Nov. 1998.
- [4] G. H. Smith and D. Novak, "Broad-Band Millimeter-Wave(38 GHz) Fiber-Wireless Transmission System Using Electrical and Optical SSB Modulation to Overcome Dispersion Effects," *IEEE Photon. Technol. Lett.*, pp. 141-143, Jan. 1998.

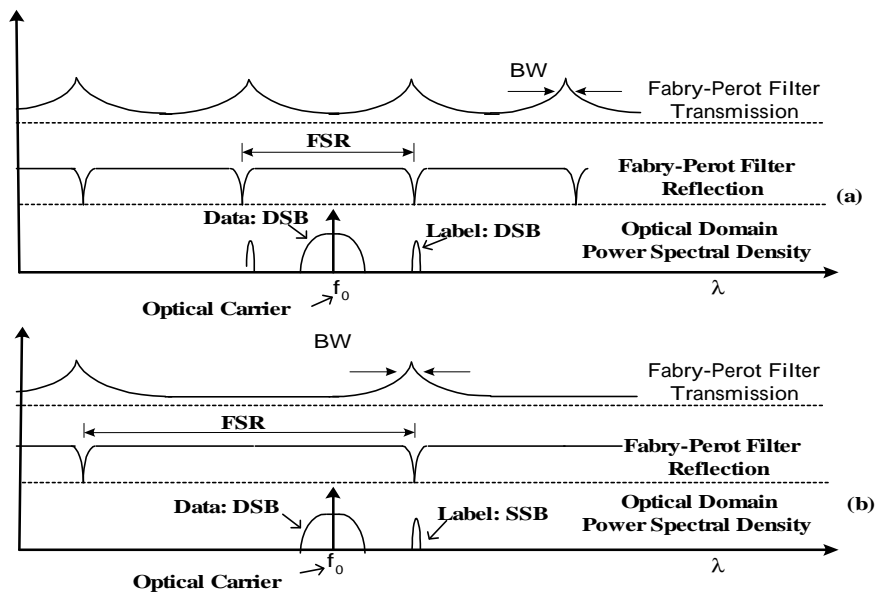


Fig. 1 Optical notch filter responses and optical spectra for (a) ODSB and (b) OSSB subcarrier labels

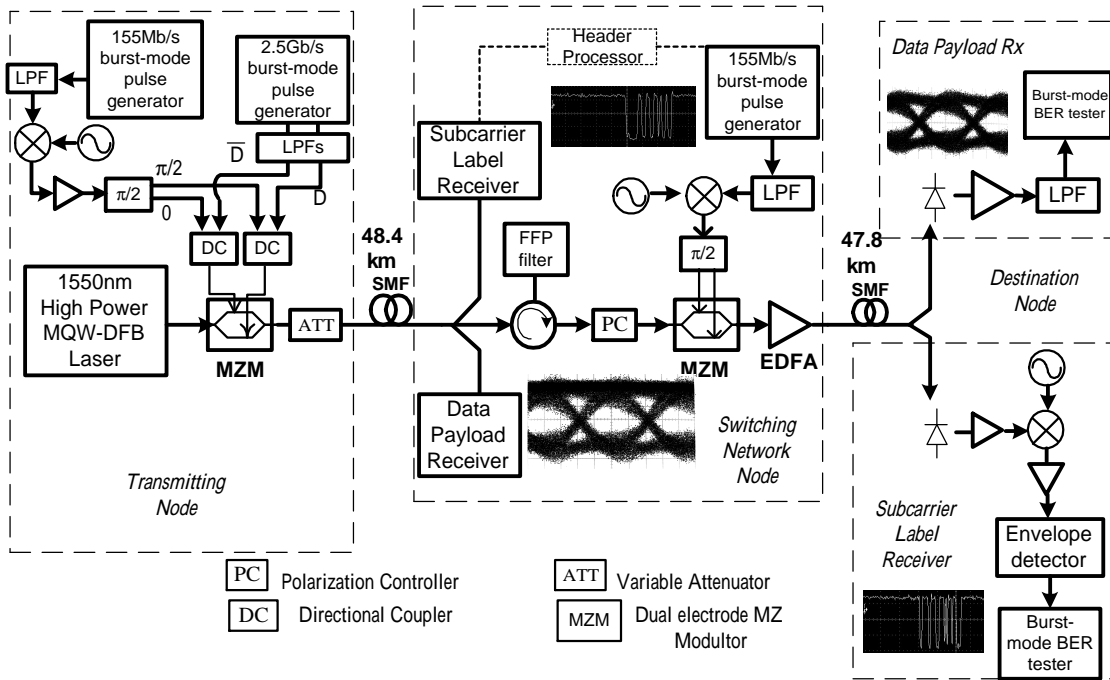


Fig 2. Experimental setup

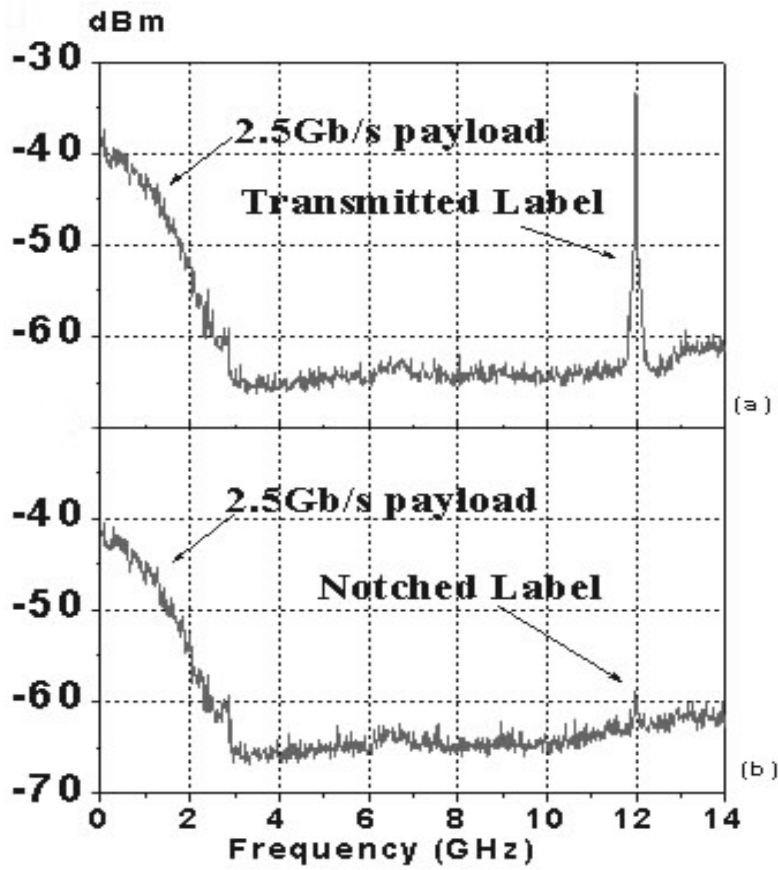


Fig. 3 Spectrum analyzer displays before (a) and after (b) the OSSB subcarrier label is suppressed.