



US 20100019262A1

(19) **United States**

(12) **Patent Application Publication** (10) **Pub. No.: US 2010/0019262 A1**
Chen et al. (43) **Pub. Date: Jan. 28, 2010**

(54) **WHITE-EMITTING PHOSPHORS AND LIGHTING APPARATUS USING THE SAME**

(30) **Foreign Application Priority Data**

Jul. 24, 2008 (TW) 097128051

(76) Inventors: **Teng-Ming Chen**, Hsinchu City (TW); **Chun-Kuei Chang**, Hsinchu-City (TW)

Publication Classification

(51) **Int. Cl.**
H01L 33/00 (2006.01)
C09K 11/86 (2006.01)
(52) **U.S. Cl.** **257/98**; 252/301.4 H; 257/E33.061

Correspondence Address:
SINORICA, LLC
2275 Research Blvd., Suite 500
ROCKVILLE, MD 20850 (US)

(57) **ABSTRACT**

(21) Appl. No.: **12/429,248**

A phosphor has a general formula of $(M_{1-m-n}Ce_mEu_n)_3Al_2O_5X_2$, wherein M is at least one selected from the group consisting of Ca, Sr and Ba; and X is at least one selected from the group consisting of Cl and Br, while $0 < m < 1$ and $0 < n < 1$.

(22) Filed: **Apr. 24, 2009**

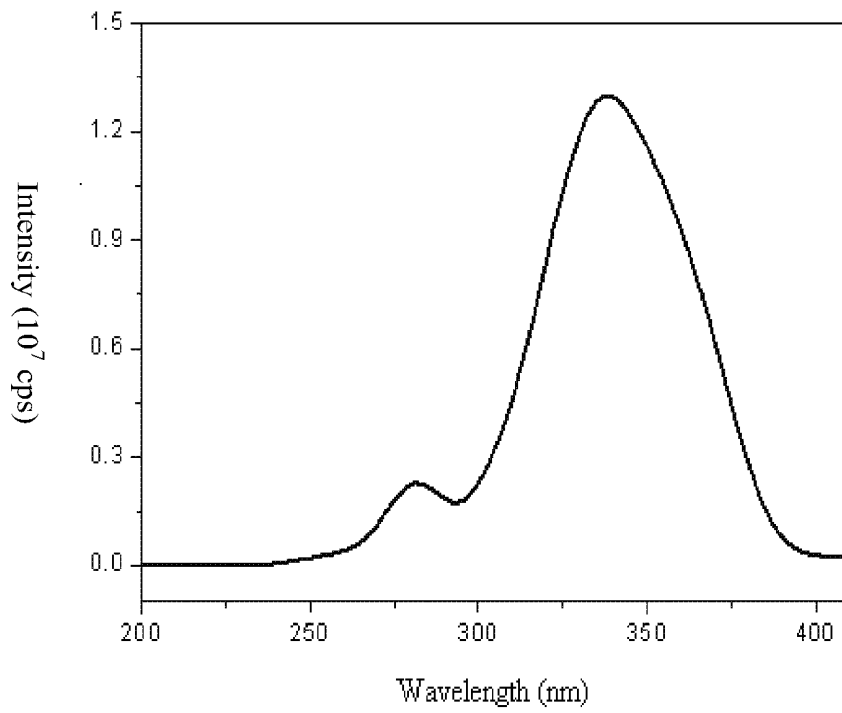


Fig. 1

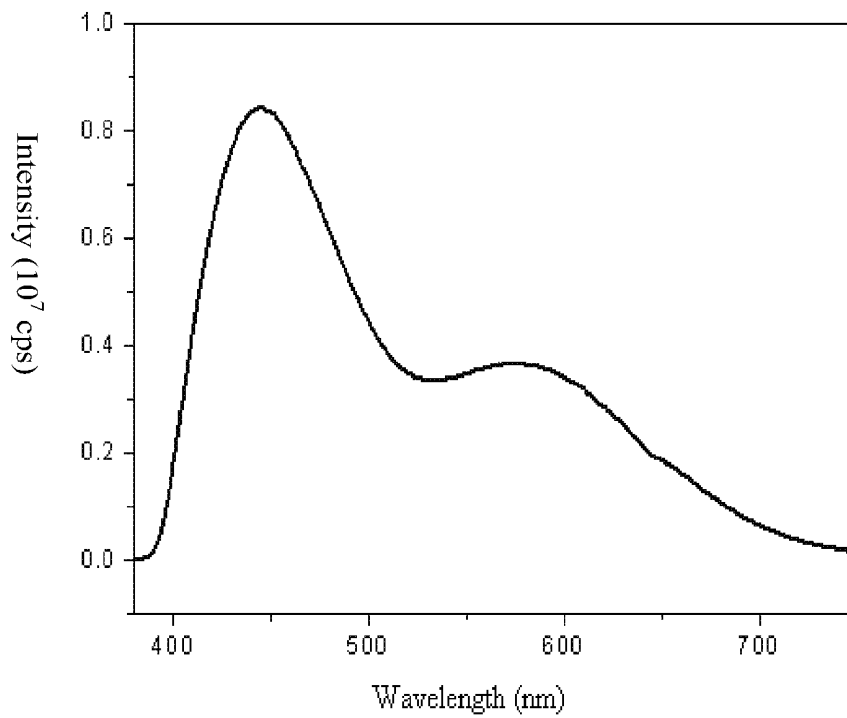


Fig. 2

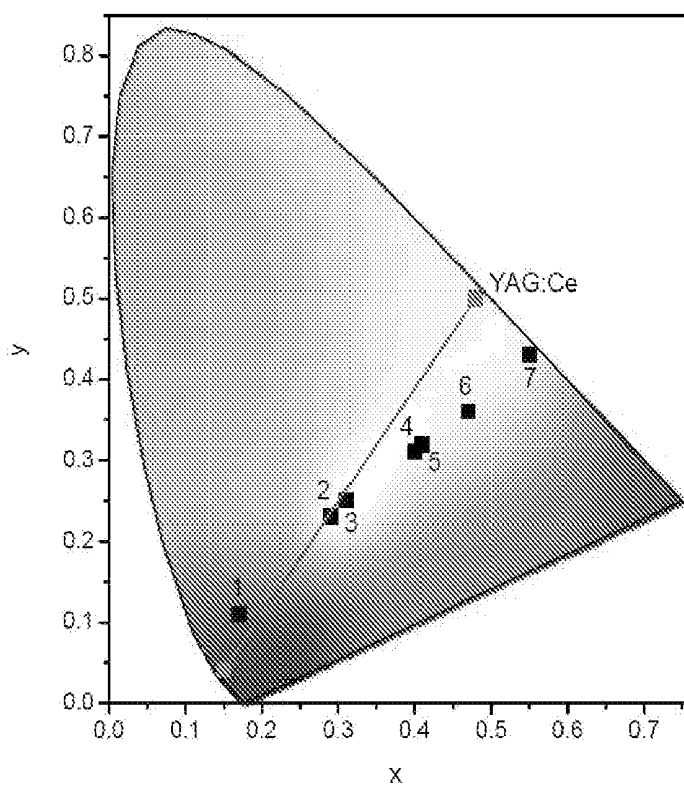


Fig. 3

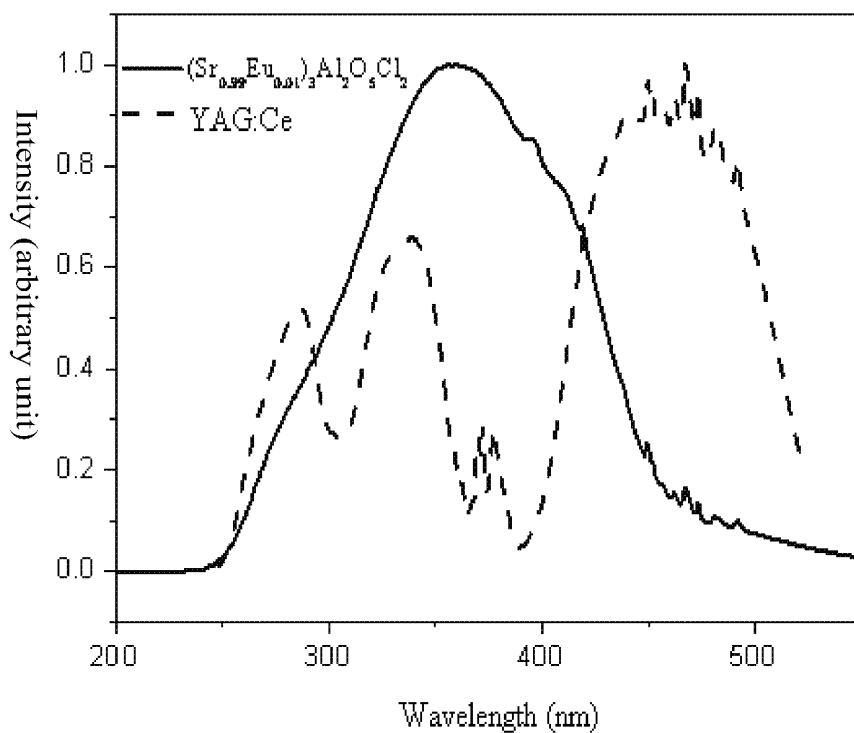


Fig. 4

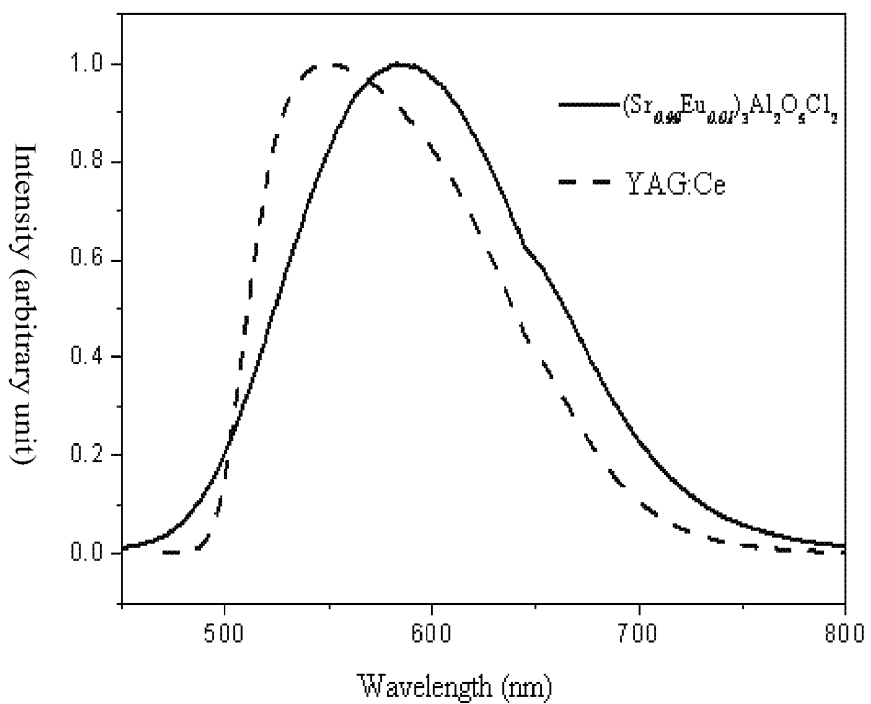


Fig. 5

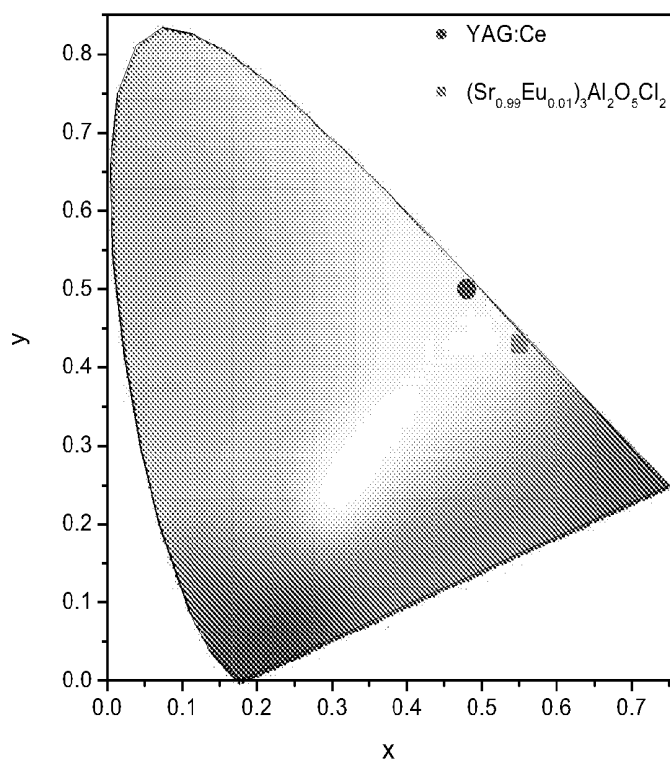


Fig. 6

WHITE-EMITTING PHOSPHORS AND LIGHTING APPARATUS USING THE SAME

BACKGROUND OF THE INVENTION

[0001] 1. Technical Field

[0002] The present invention relates to a type of phosphors, and more particularly, to a type of phosphors for use in white-light lighting apparatuses.

[0003] 2. Description of Related Art

[0004] Semiconductor lighting apparatuses include light-emitting diodes (LEDs) and laser diodes. Semiconductor lighting apparatuses which provide ultraviolet or near-ultraviolet light can be used in combination with different phosphors to make various kinds of light sources.

[0005] Of all the new products in the LED industry, white light-emitting diodes are the most promising ones because they provide such advantages as having small sizes, low heat generation, low power consumption and long service life. Therefore, white light-emitting diodes can be used to replace fluorescent lamps and back lights of flat-panel displays. The so-call "white light" is in fact a combination of colored lights having various wavelengths. A white light visible to the human eyes must comprise a combination of lights of at least two colors, such as a combination of blue and yellow lights or a combination of green, blue and red lights.

[0006] Presently, most of the commoditized white-light lighting apparatuses generate a white light by using blue LED to convert yellow-emitting phosphor powder of $Y_3Al_5O_{12}:Ce$ (YAG:Ce) into a white light. This commoditized yellow-emitting phosphor powder is prepared through a solid-state sintering reaction at a high temperature ranging from 1400° C. to 1600° C., and can be excited by a blue LED having an emission wavelength of 467 nm to produce a yellow light having an emission wavelength of 550 nm, whose CIE chromaticity coordinates are (0.48, 0.50).

[0007] This yellow-emitting phosphor powder for use with a blue LED is synthesized under strict conditions, e.g., through a solid-state sintering reaction at a relatively high temperature, and emits a light that lacks a blue light component, so as to show a poor color-rendering property when used in a white-light lighting apparatus.

BRIEF SUMMARY OF THE INVENTION

[0008] In order to solve the aforesaid problems, the present invention provides a white-emitting phosphor having a general formula of $(M_{1-m-n}Ce_mE_n)_3Al_2O_5X_2$, wherein M is at least one selected from the group consisting of Ca, Sr and Ba; and X is at least one selected from the group consisting of Cl and Br, while $0 < m < 1$ and $0 < n < 1$.

[0009] The present invention also provides a white-emitting phosphor having a general formula of $(M_{1-n}Eu_n)_3Al_2O_5X_2$, wherein M is at least one selected from the group consisting of Ca, Sr and Ba; and X is at least one selected from the group consisting of Cl and Br, while $0 < n < 1$.

[0010] The present invention further provides a lighting apparatus comprising a semiconductor light source and a white-emitting phosphor having a general formula of $(M_{1-m-n}Ce_mE_n)_3Al_2O_5X_2$, wherein M is at least one selected from the group consisting of Ca, Sr and Ba; and X is at least one selected from the group consisting of Cl and Br, while $0 < m < 1$ and $0 < n < 1$.

[0011] The present invention also provides a lighting apparatus comprising a semiconductor light source and a white-

emitting phosphor having a general formula of $(M_{1-n}Eu_n)_3Al_2O_5X_2$, wherein M is at least one selected from the group consisting of Ca, Sr and Ba; and X is at least one selected from the group consisting of Cl and Br, while $0 < n < 1$.

[0012] Therefore, a primary objective of the present invention is to provide a series of white-emitting phosphors having novel compositions.

[0013] Another objective of the present invention is to provide a series of white-emitting phosphors for use in lighting apparatuses and capable of providing a broadband radiation source.

[0014] Still another objective of the present invention is to provide a series of white-emitting phosphors whose compositions can be adjusted to change colors of light emitted therefrom.

[0015] Yet another objective of the present invention is to provide a series of white-emitting phosphors prepared at medium to low temperatures.

[0016] A further objective of the present invention is to provide a lighting apparatus comprising a semiconductor light source and a phosphor.

BRIEF DESCRIPTION OF THE SEVERAL VIEWS OF THE DRAWINGS

[0017] The invention as well as a preferred mode of use, further objectives and advantages thereof will be best understood by referring to the following detailed description of illustrative embodiments in conjunction with the accompanying drawings, wherein:

[0018] FIG. 1 is an excitation spectrum of a first preferred embodiment of the present invention;

[0019] FIG. 2 is a photoluminescence spectrum of the first preferred embodiment of the present invention;

[0020] FIG. 3 shows a comparison of chromaticity coordinates between lights emitted from the first preferred embodiment of the present invention and a white light simulated with a YAG:Ce product;

[0021] FIG. 4 shows a comparison of excitation spectra between a second preferred embodiment of the present invention and a YAG:Ce product;

[0022] FIG. 5 shows a comparison of photoluminescence spectra between the second preferred embodiment of the present invention and a YAG:Ce product; and

[0023] FIG. 6 shows a comparison of CIE chromaticity coordinates between the second preferred embodiment of the present invention and a YAG:Ce product.

DETAILED DESCRIPTION OF THE INVENTION

[0024] A detailed description of the present invention will be given below with reference to preferred embodiments thereof, so that a person skilled in the art can readily understand features and functions of the present invention after reviewing the contents disclosed herein. The present invention can also be implemented by or applied in other embodiments, where changes and modifications can be made to the disclosed details from a viewpoint different from that adopted in this specification without departing from the spirit of the present invention.

[0025] A white-emitting phosphor according to a first preferred embodiment of the present invention is prepared through a solid-state reaction at medium to low temperatures (800° C.~1100° C.). Taking $(Sr_{1-m-n}Ce_mE_n)_3Al_2O_5Cl_2$ ($0 < m < 1$; $0 < n < 1$) for example, it is prepared by a method

comprising the following steps. To begin with, strontium oxide (SrO), strontium chloride (SrCl₂), aluminum oxide (Al₂O₃), cerium oxide (CeO₂) and europium sesquioxide (Eu₂O₃) are weighed stoichiometrically, ground and thoroughly mixed. Then, the resultant mixture is put into a crucible and placed in a high-temperature furnace to be sintered in a hydrogen and argon atmosphere at a temperature ranging from about 800° C. to about 1100° C. for four to eight hours. The final product is the white-emitting phosphor according to the first preferred embodiment of the present invention and has a chemical formula of (Sr_{1-m-n}Ce_mEu_n)₃Al₂O₅Cl₂, wherein 0<m<1 and 0<n<1.

[0026] In the method described above, strontium chloride (SrCl₂) can be replaced by various metal salts such as strontium bromide (SrBr₂), calcium chloride (CaCl₂), calcium bromide (CaBr₂), barium bromide (BaBr₂) or barium chloride (BaCl₂), while strontium oxide (SrO) can also be replaced by various metal salts such as calcium oxide (CaO) or barium oxide (BaO). Use of different metal salts leads to the various phosphors disclosed in the present invention. The white-emitting phosphor (Sr_{1-m-n}Ce_mEu_n)₃Al₂O₅Cl₂ (0<m<1; 0<n<1) of the present invention can be excited by an ultraviolet light, a near-ultraviolet light or a blue light to emit lights in two emission bands, which fall into a blue light zone and a yellow-orange light zone, respectively. The phosphor (Sr_{1-m-n}Ce_mEu_n)₃Al₂O₅Cl₂ (0<m<1; 0<n<1) can be excited by a radiation source having a wavelength ranging from about 300 nm to about 370 nm to emit lights in two emission bands, wherein the lights are combined to produce a light having an x chromaticity coordinate of about 0.25 to 0.50 and a y chromaticity coordinate of about 0.25 to 0.40.

[0027] FIGS. 1 and 2 show respectively an excitation spectrum and a photoluminescence spectrum of a white-emitting phosphor (Sr_{0.987}Ce_{0.01}Eu_{0.003})₃Al₂O₅Cl₂ synthesized according to the first preferred embodiment of the present invention. It is shown that the white-emitting phosphor (Sr_{0.987}Ce_{0.01}Eu_{0.003})₃Al₂O₅Cl₂ has an optimal excitation wavelength of 340 nm and, when excited by a 340 nm radiation source, emits lights having wavelengths of 438 nm and 583 nm simultaneously, which belong to a blue light zone and a yellow-orange light zone, respectively. The lights having these two wavelengths are combined to produce a white light.

[0028] When excited by an ultraviolet light having a wavelength ranging from about 300 nm to about 370 nm, the phosphor (M_{1-m-n}Ce_mEu_n)₃Al₂O₅X₂ of the present invention can be made to emit lights having different chromaticities by adjusting a ratio between m and n in the general formula. For example, when m is a constant greater than 0, the phosphor will have an emission band in a blue light zone if m>>n, in a white light zone if 0.5>n>0, and in a yellow-orange light zone if n>>m.

[0029] Table 1 shows a comparison of chromaticities of (Sr_{1-m-n}Ce_mEu_n)₃Al₂O₅Cl₂ as a function of m and n values when excitation wavelengths are modulated. The variation of chromaticities of points 1 to 7 in the table is plotted in FIG. 3. It can be known from the points 1 through 7 that, with an excitation wavelength of 340 nm, (Sr_{1-m-n}Ce_mEu_n)₃Al₂O₅Cl₂ can be made to emit lights in a blue light zone, a white light zone, a yellow light zone, etc. by adjusting the m and n values. The line labeled with YAG:Ce in FIG. 3 represents a white light simulated with a YAG:Ce product and a blue LED chip. A comparison between chromaticity coordinates of lights emitted from the phosphor of the present invention and the

YAG:Ce line shows that the phosphor of the present invention exhibits a better color-rendering property.

TABLE 1

Excitation wavelength (nm)	Point	(Sr _{1-m-n} Ce _m Eu _n) ₃ Al ₂ O ₅ Cl ₂	(x, y)
340	1	m = 0.01 n ≈ 0	(0.17, 0.11)
	2	m = 0.01 n = 0.003	(0.29, 0.23)
	3	m = 0.01 n = 0.005	(0.31, 0.25)
	4	m = 0.01 n = 0.007	(0.40, 0.31)
	5	m = 0.01 n = 0.01	(0.41, 0.32)
	6	m = 0.01 n = 0.03	(0.47, 0.36)
357	7	m ≈ 0 n ≈ 1.0	(0.55, 0.43)
467	Simulated white light with YAG: Ce		(0.31, 0.27)

[0030] A white-emitting phosphor according to a second preferred embodiment of the present invention is prepared through a solid-state reaction at medium to low temperatures (800° C.~1100° C.). Taking (Sr_{1-n}Eu_n)₃Al₂O₅Cl₂ (0<n<1) for example, it is prepared by a method comprising the following steps. First of all, strontium oxide (SrO), strontium chloride (SrCl₂), aluminum oxide (Al₂O₃), cerium oxide (CeO₂) and europium sesquioxide (Eu₂O₃) are weighed stoichiometrically, ground and thoroughly mixed. Afterward, the resultant mixture is put into a crucible and placed in a high-temperature furnace to be sintered in a hydrogen and argon atmosphere at a temperature ranging from about 800° C. to about 1100° C. for four to eight hours. The final product is the phosphor according to the second preferred embodiment of the present invention and has a chemical formula of (Sr_{1-n}Eu_n)₃Al₂O₅Cl₂, wherein 0<n<1.

[0031] In the method described above, strontium chloride (SrCl₂) can be replaced by various metal salts such as strontium bromide (SrBr₂), calcium chloride (CaCl₂), calcium bromide (CaBr₂), barium bromide (BaBr₂) or barium chloride (BaCl₂), while strontium oxide (SrO) can also be replaced by various metal salts such as calcium oxide (CaO) or barium oxide (BaO). Different metal salts can be selected to obtain the various phosphors disclosed in the present invention.

[0032] FIG. 4 shows a comparison of excitation spectra between (Sr_{0.99}Eu_{0.01})₃Al₂O₅Cl₂ prepared by the method described above and a YAG:Ce phosphor product. As shown in the drawing, the phosphor (Sr_{0.99}Eu_{0.01})₃Al₂O₅Cl₂ synthesized according to the present invention can be excited by a radiation source having a wavelength ranging from about 300 nm to about 430 nm, namely an ultraviolet light, a near-ultraviolet light or a blue light. On the other hand, the excitation spectrum of the YAG:Ce product reveals that the YAG:Ce product can be effectively excited only in a blue light zone.

[0033] Referring to FIG. 5, a comparison is made of photoluminescence spectra between a white-emitting phosphor (Sr_{0.99}Eu_{0.01})₃Al₂O₅Cl₂ prepared according to the second preferred embodiment of the present invention and a YAG:Ce product, as detected by a fluorescence spectrophotometer. It is shown that the white-emitting phosphor (Sr_{0.99}Eu_{0.01})₃Al₂O₅Cl₂ of the present invention can be excited by a radiation source having a wavelength of 360 nm, so as to emit a light in an emission band ranging from about 500 nm to about 740 nm, wherein a major emission peak is a yellow-orange light having a wavelength of about 583 nm. On the other hand, the YAG:Ce phosphor product has an emission band ranging from about 500 nm to about 700 nm, wherein a major emis-

sion peak is a yellow light having a wavelength of about 550 nm. By comparison, the white-emitting phosphor $(\text{Sr}_{0.99}\text{Eu}_{0.01})_3\text{Al}_2\text{O}_5\text{Cl}_2$ of the present invention exhibits a red shift in its emission range. FIGS. 3 and 4 have proved that, when this yellow-orange-emitting phosphor powder is used in conjunction with a radiation source having a wavelength ranging from about 300 nm about 430 nm, the light emitted from the phosphor powder will be combined with the radiation source to produce a white light having an improved color-rendering property.

[0034] The white-emitting phosphor $(\text{Sr}_{1-n}\text{Eu}_n)_3\text{Al}_2\text{O}_5\text{Cl}_2$ of the present invention can be excited by an ultraviolet light, a near-ultraviolet light or a blue light to produce a yellow-orange light having an x chromaticity coordinate of about 0.40 to 0.60 and a y chromaticity coordinate of about 0.40 to 0.50. When excited by a radiation source having a wavelength ranging from about 380 nm to about 440 nm, the white-emitting phosphor $(\text{Sr}_{1-n}\text{Eu}_n)_3\text{Al}_2\text{O}_5\text{Cl}_2$ emits a yellow-orange light that is combined with the radiation source to produce a white light whose x chromaticity coordinate is about 0.25 to 0.50 and whose y chromaticity coordinate is about 0.40 to 0.50.

[0035] As shown in FIG. 6, the white-emitting phosphor $(\text{Sr}_{0.99}\text{Eu}_{0.01})_3\text{Al}_2\text{O}_5\text{Cl}_2$ of the present invention is compared with a commoditized YAG:Ce phosphor in terms of CIE chromaticity coordinates. The white-emitting phosphor $(\text{Sr}_{0.99}\text{Eu}_{0.01})_3\text{Al}_2\text{O}_5\text{Cl}_2$ of the present invention is excited by a 360 nm excitation source to emit a yellow-orange light having chromaticity coordinates of (0.55, 0.43). In contrast, the YAG:Ce product is excited by a 467 nm excitation source to emit a yellow light having chromaticity coordinates of (0.48, 0.50).

[0036] Therefore, the phosphors disclosed in the present invention can be used in a lighting apparatus comprising a semiconductor light source such as an LED or a laser diode, wherein the semiconductor light source can emit an ultraviolet light, a near-ultraviolet light or a blue light. A semiconductor light source using the white-emitting phosphors of the present invention can emit color lights in different emission bands.

[0037] In conclusion, the white-emitting phosphors according to the present invention have novel compositions, can be prepared at medium to low temperatures, have broad excitation ranges (from an ultraviolet zone to a blue light zone) and can therefore be used in combination with commercially available ultraviolet- or blue-light radiation source chips. Furthermore, by adjustment of compositions, the phosphors of the present invention can have their emission bands modified so as to span across a blue light zone, a white light zone and a yellow-orange light zone.

[0038] The preferred embodiments of the present invention are herein provided for illustrative purposes only and not intended to limit the scope of the present invention in any way. Moreover, as the contents disclosed herein should be readily understood and can be implemented by a person skilled in the art, all equivalent changes or modifications which do not depart from the spirit of the present invention should be encompassed by the appended claims.

1. A white-emitting phosphor, having a general formula of:



wherein M is at least one selected from the group consisting of Ca, Sr and Ba; and X is at least one selected from the group consisting of Cl and Br; wherein $0 < m < 1$ and $0 < n < 1$.

2. The white-emitting phosphor of claim 1, wherein the white-emitting phosphor is excitable by an ultraviolet light, a near-ultraviolet light or a blue light.

3. The white-emitting phosphor of claim 2, wherein the white-emitting phosphor has an emission band ranging from a blue light zone to a yellow-orange light zone when excited.

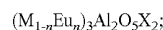
4. The white-emitting phosphor of claim 2, wherein the white-emitting phosphor has two emission bands falling in a blue light zone and a yellow-orange light zone, respectively, when excited.

5. The white-emitting phosphor of claim 1, wherein the white-emitting phosphor can be excited by a radiation source having a wavelength ranging from about 300 nm to about 370 nm, so as to emit a light having an x chromaticity coordinate of about 0.25 to 0.50 and a y chromaticity coordinate of about 0.25 to 0.40.

6. The white-emitting phosphor of claim 1, wherein an emission range of the white-emitting phosphor when excited is changed by adjusting a ratio between m and n in the general formula.

7. The white-emitting phosphor of claim 1, wherein the white-emitting phosphor is prepared by a solid-state method at a sintering temperature ranging from about 800° C. to about 1100° C.

8. A white-emitting phosphor, having a general formula of:



wherein M is at least one selected from the group consisting of Ca, Sr and Ba; and X is at least one selected from the group consisting of Cl and Br; wherein $0 < n < 1$.

9. The white-emitting phosphor of claim 8, wherein the white-emitting phosphor is excitable by an ultraviolet light, a near-ultraviolet light or a blue light.

10. The white-emitting phosphor of claim 9, wherein the white-emitting phosphor has an emission band ranging from a blue light zone to a yellow-orange light zone when excited.

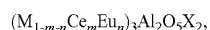
11. The white-emitting phosphor of claim 8, wherein when excited by a radiation source having a wavelength ranging from about 300 nm to about 430 nm, the white-emitting phosphor emits a light in an emission band ranging from about 500 nm to about 740 nm.

12. The white-emitting phosphor of claim 11, wherein the white-emitting phosphor emits a yellow-orange light having an x chromaticity coordinate of about 0.40 to 0.60 and a y chromaticity coordinate of about 0.40 to 0.50.

13. The white-emitting phosphor of claim 11, wherein when excited by a radiation source having a wavelength ranging from about 380 nm to about 440 nm, the white-emitting phosphor emits a light that is combined with the radiation source to produce a white light having an x chromaticity coordinate of about 0.25 to 0.50 and a y chromaticity coordinate of about 0.40 to 0.50.

14. The white-emitting phosphor of claim 8, wherein the white-emitting phosphor is prepared by a solid-state method at a sintering temperature ranging from about 800° C. to about 1100° C.

15. A lighting apparatus, comprising:
a semiconductor light source; and
a white-emitting phosphor excitable by the semiconductor light source and having a general formula of:

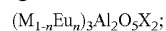


wherein M is at least one selected from the group consisting of Ca, Sr and Ba; and X is at least one selected from the group consisting of Cl and Br; wherein $0 < m < 1$ and $0 < n < 1$.

16. The lighting apparatus of claim **15**, wherein the semiconductor light source is a light-emitting diode or a laser diode.

17. The lighting apparatus of claim **15**, wherein the semiconductor light source emits an ultraviolet light, a near-ultraviolet light or a blue light.

18. A lighting apparatus, comprising:
a semiconductor light source; and
a white-emitting phosphor excitable by the semiconductor light source and having a general formula of:



wherein M is at least one selected from the group consisting of Ca, Sr and Ba; and X is at least one selected from the group consisting of Cl and Br; wherein $0 < n < 1$.

19. The lighting apparatus of claim **18**, wherein the semiconductor light source is a light-emitting diode or a laser diode.

20. The lighting apparatus of claim **18**, wherein the semiconductor light source emits an ultraviolet light, a near-ultraviolet light or a blue light.

* * * * *