



US 20070154734A1

(19) **United States**

(12) **Patent Application Publication** (10) **Pub. No.: US 2007/0154734 A1**

Wei et al. (43) **Pub. Date: Jul. 5, 2007**

(54) **LIGHT-EMITTING DIODE OF POLYMER
NANOCOMPOSITE WITH QUANTUM DOTS**

(30) **Foreign Application Priority Data**

Jan. 3, 2006 (TW)..... 095100137

(75) Inventors: **Kung-Hwa Wei**, Hsinchu (TW);
Chia-Hung Chou, Yonghe City (TW)

Publication Classification

Correspondence Address:
TROXELL LAW OFFICE PLLC
SUITE 1404
5205 LEESBURG PIKE
FALLS CHURCH, VA 22041 (US)

(51) **Int. Cl.**
H01L 51/54 (2006.01)
(52) **U.S. Cl.** **428/690**; 428/917; 428/328;
313/504; 257/E51; 257/E51

(73) Assignee: **National Chiao Tung University**

(57) **ABSTRACT**

(21) Appl. No.: **11/377,176**

The present invention provides a light-emitting diode made of a polymer nanocomposite doped with quantum dots to improve luminescence efficiency and to increase stability and electrical characteristics.

(22) Filed: **Mar. 17, 2006**

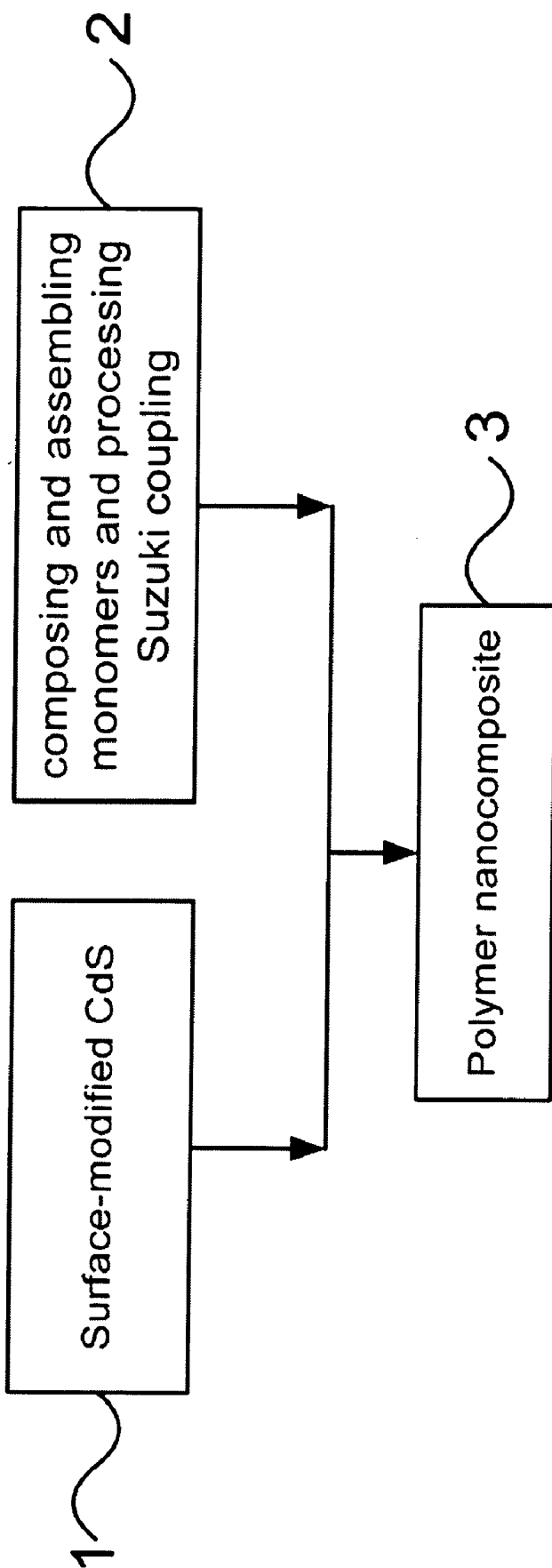


FIG. 1

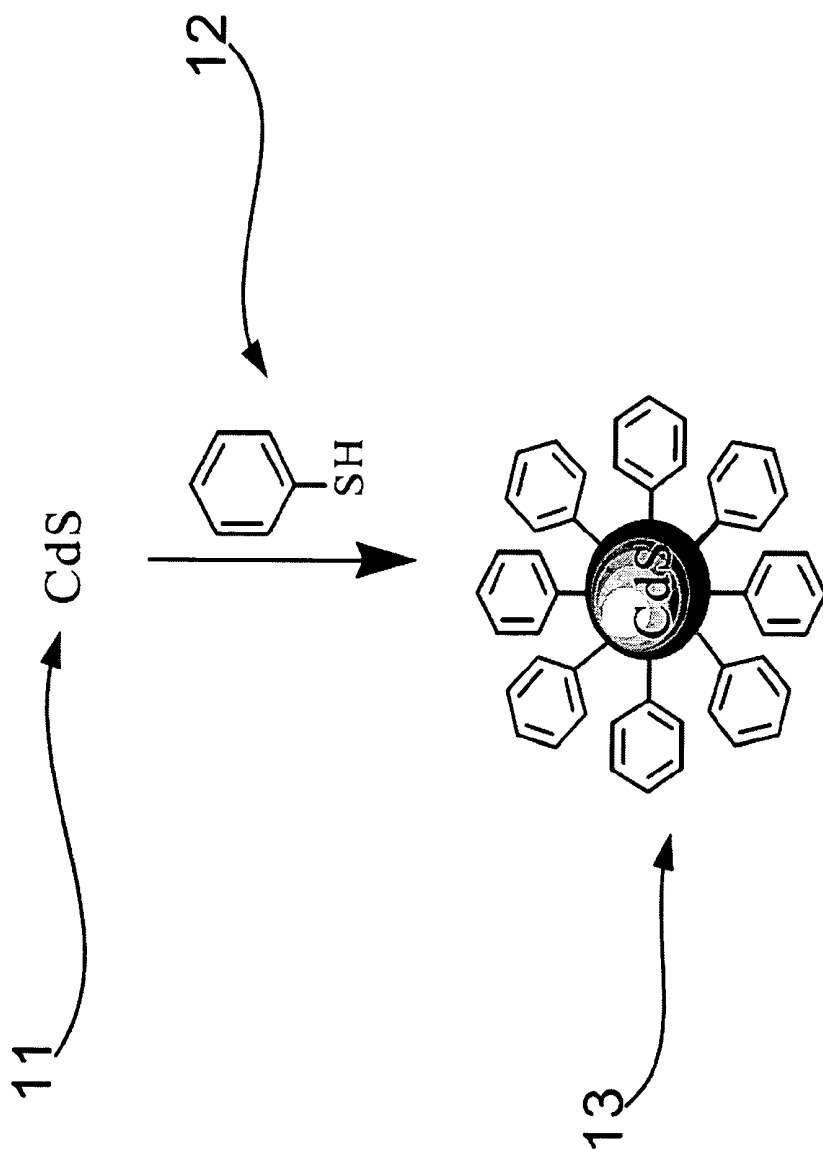


FIG. 2A

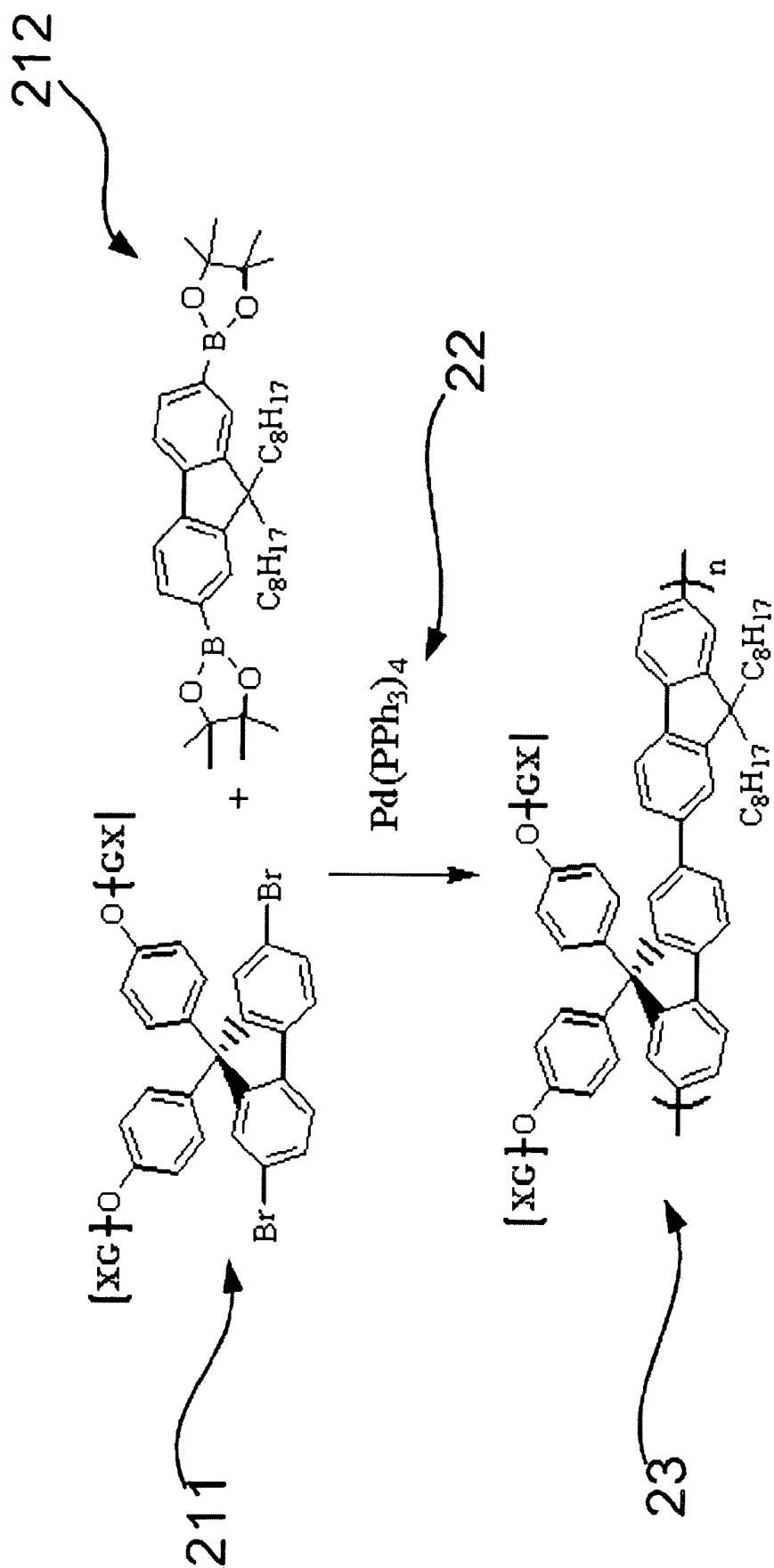


FIG. 2B

LEDs	Parameters	Extinction coefficient ($M^{-1} cm^{-1}$)	Optical density in solid state	membrane thickness (nm)	chromophore concentration (mol/cm ³)	quantum efficiency
41	PF-G1	4.48×10^4	0.326	95	0.771	0.22
42	3 wt% S-CdS/PF-G1	4.61×10^4	0.301	106	0.620	0.39
43	4 wt% S-CdS/PF-G1	4.91×10^4	0.293	88	0.680	0.46
44	8 wt% S-CdS/PF-G1	4.92×10^4	0.290	90	0.655	0.44
45	PF-G2	7.70×10^4	0.192	76	0.328	0.55
46	3 wt% S-CdS/PF-G2	7.62×10^4	0.203	84	0.317	0.78
47	4 wt% S-CdS/PF-G2	7.51×10^4	0.226	81	0.372	0.99

FIG. 3

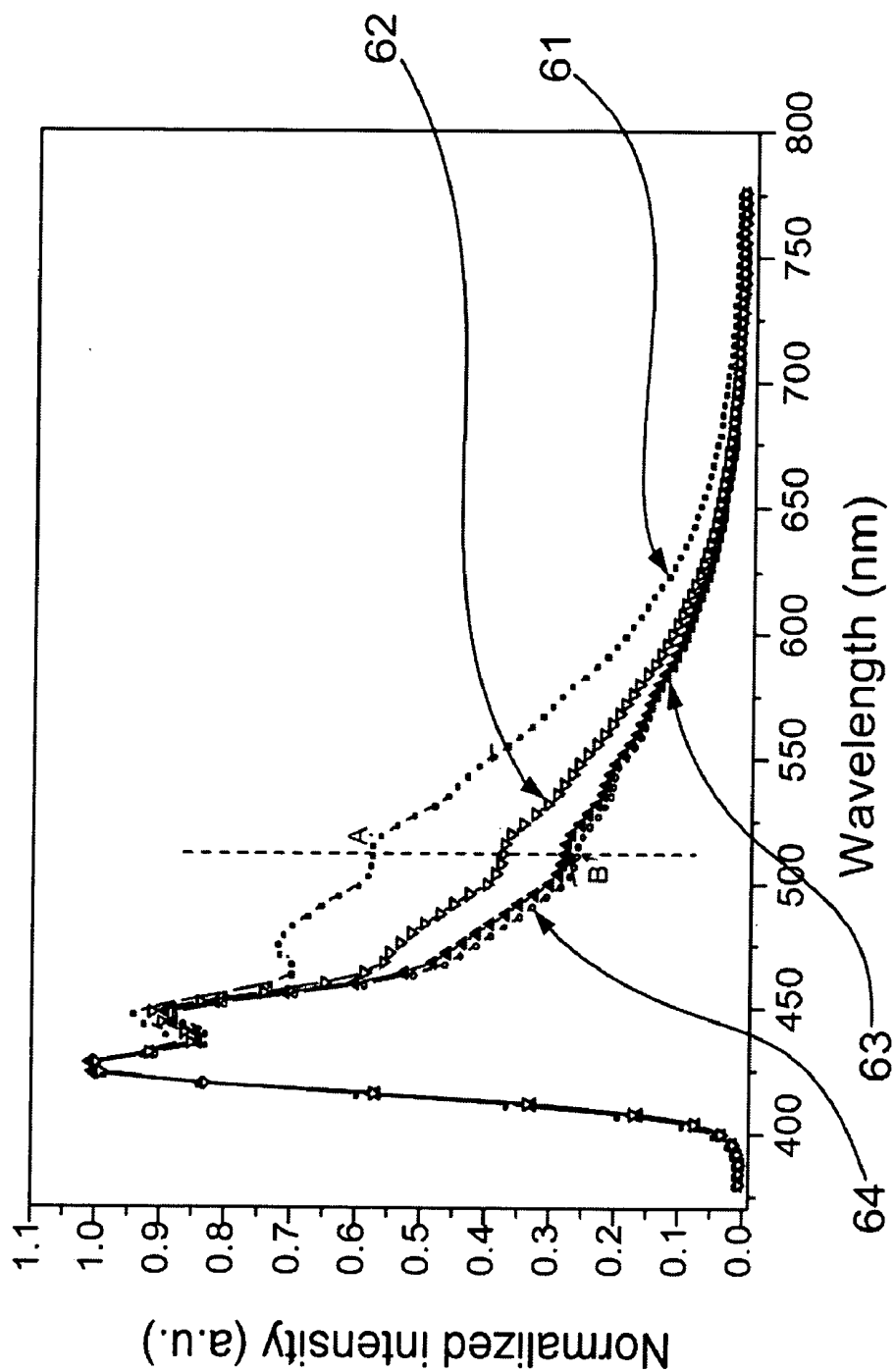


FIG. 4

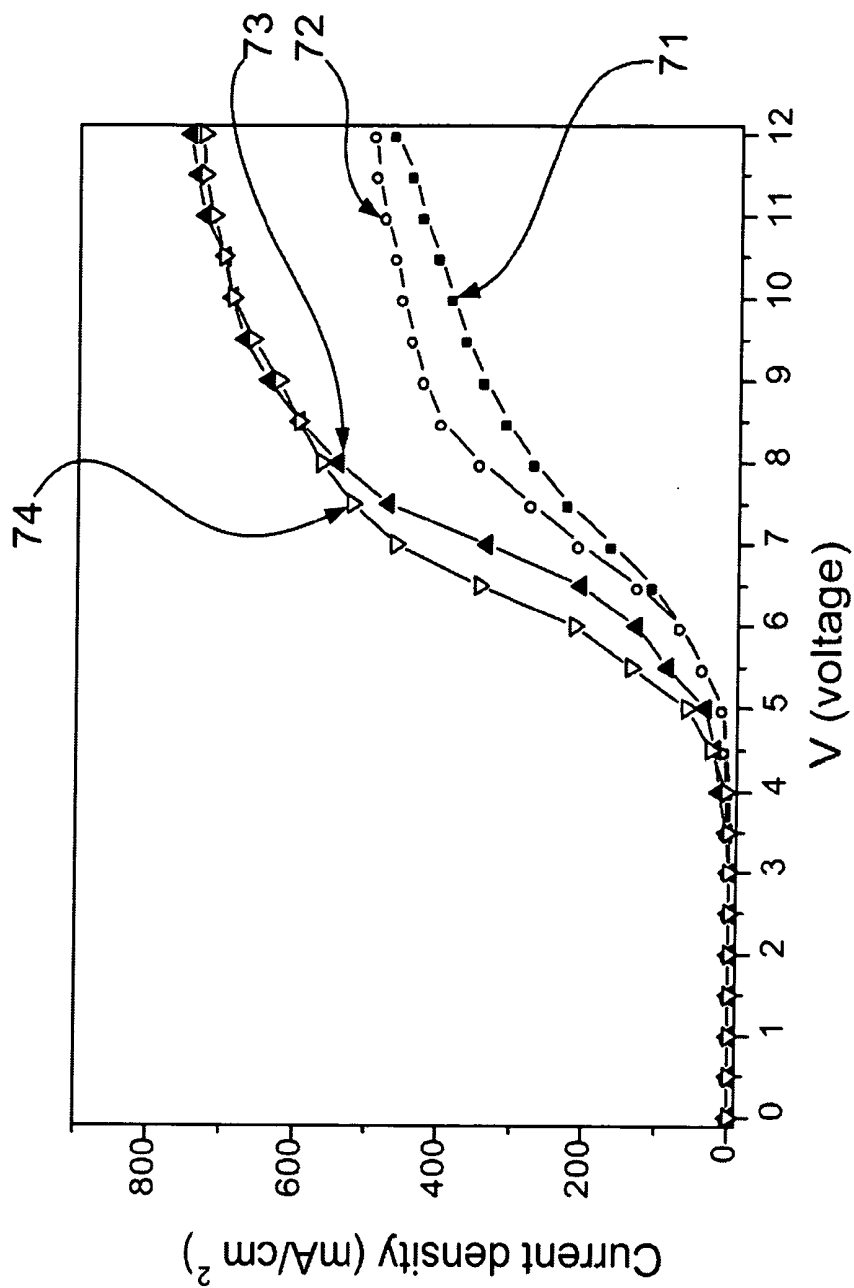


FIG. 5A

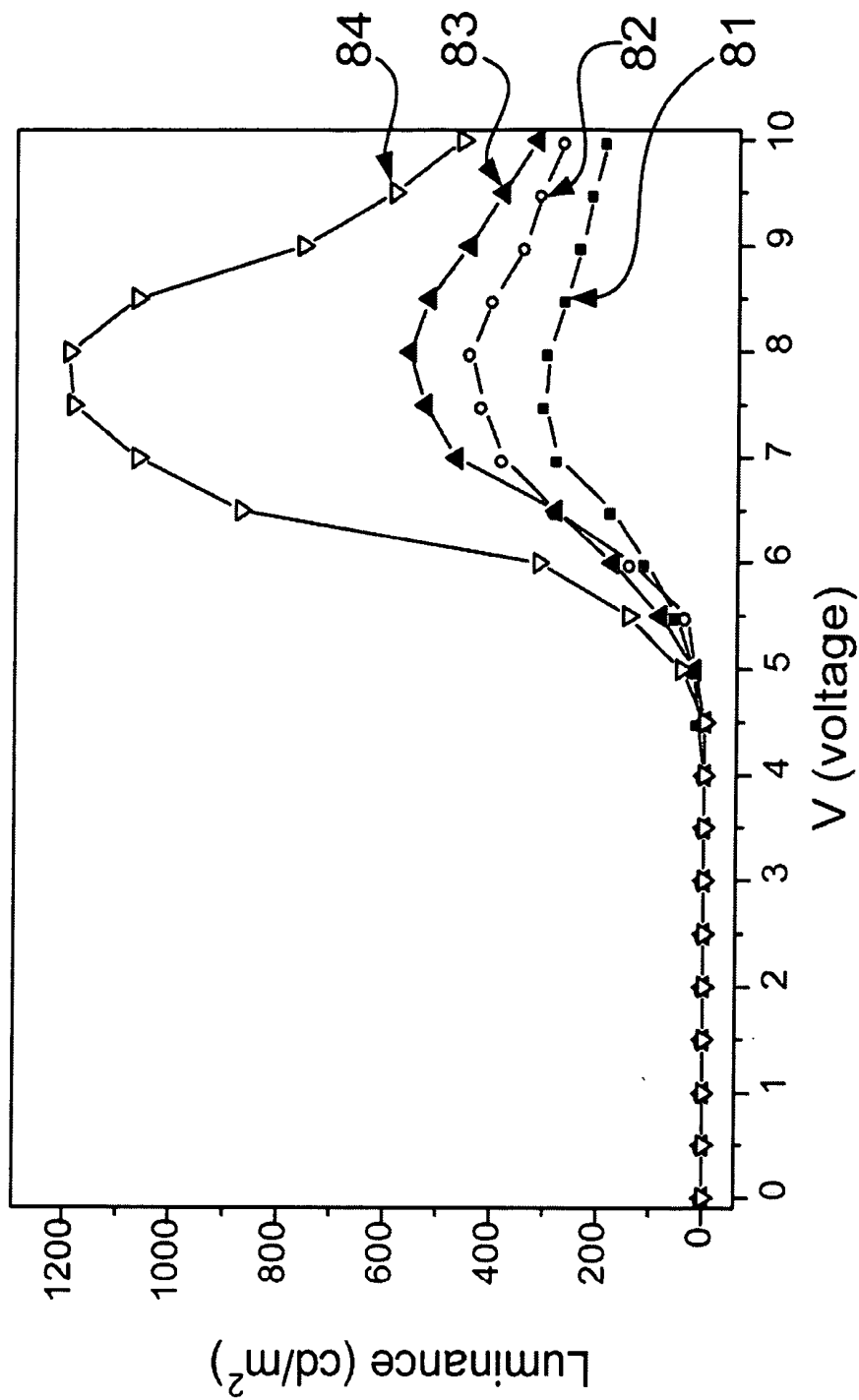


FIG. 5B

LIGHT-EMITTING DIODE OF POLYMER NANOCOMPOSITE WITH QUANTUM DOTS

FIELD OF THE INVENTION

[0001] The present invention relates to a light-emitting diode (LED); more particularly, relates to fabricating the LED using a polymer nanocomposite, which is a dendritic copolyfluorene doped with quantum dots of surface-modified CdS, to increase electroluminescence (EL) efficiency and photoluminescence (PL) efficiency to be a luminescence material for a monitor.

DESCRIPTION OF THE RELATED ARTS

[0002] The fabricating of an inorganic LED now requires a fabricating environment of high vacuum and high temperature. And, a polymer LED has characteristics of easy fabrication, size-enlargement and capability of being twisted, which is quite potential. But the PL efficiency of the polymer LED can reach 25% only, which makes the LED banding of the organic material and the inorganic material catch eyes of the public. Although a phosphorescence polymer LED is developed recently, it requires heavy metal whose resource is not stable.

[0003] In Journal of Applied Physics, Volume 83, 1998, it is revealed that a layer of inorganic semiconductor CdSe and a layer of organic mixture of trioctyl phosphine and trioctyl phosphine oxide (TOP/TOPO) can be covered with a layer of protection of ZnS, where light emitting polymer (LEP) and quantum dots forms components of layers (AL/inorganic nanoparticles layer (CdSe)/organic hole transport layer (HTL)/metal oxide (indium tin oxide)). By measuring its EL, most EL (600 nm, nanometer) is generated from the inorganic CdSe under high voltage with a very weak contribution (500~550 nm) from the organic HTL of polyphenylene vinylene (PPV). The performance ((P)v.s.(I) slope) is basically affected by the thickness of the quantum dot layer. And lifetime test reveals promising stability with a time of operating over 50 to 100 hours. External quantum efficiency is also as high as 0.1%.

[0004] In Applied Physics Letters, Volume 66, 1995, it is revealed that, with layers of various components as Al/CdSe/polyvinylcarbazole (PVK)/polybutadiene (PBD), by using different quantum dot sizes under room temperature, the EL and PL are tunable from ~530 to ~650 nm. Under low voltage of 77000, only the quantum dot produces EL; yet, under high voltage, both the quantum dot and the PVK produce EL; and, after the film is cooled down, EL increases.

[0005] In Applied Physics Letters, Volume 66, 1995, it is revealed that, with a component made of PbS and conjugated polymer (such as poly(2-methoxy-5-(ethyl-hexyloxy)-1,4-phenylene vinylene) (MEHPPV) and poly(2-(6-cyano-68-methylheptyloxy)-1,4-phenylene) (CNPPV)), ELs between 1000 and 1600 nm are obtained according to various sizes of nanoparticles. Besides, a comparison is obtained by using capping ligands of different lengths.

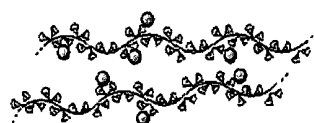
[0006] Although the above prior arts fabricate LEDs, they are each made with various components under a complex procedure. Hence, the prior arts do not fulfill users' requests on actual use.

SUMMARY OF THE INVENTION

[0007] The main purpose of the present invention is to provide a polymer nanocomposite doped with quantum dots

to obtain high EL and PL efficiencies, where a polymer LED for fabricated to increase in EL efficiency and PL efficiency and to control quantum dot size for obtaining an adjusted luminant wavelength, so that the efficiency, the heat-resistance and the lifetime of the polymer LED is improved.

[0008] To achieve the above purpose, the present invention is a LED of polymer nanocomposite with quantum dots, where the LED is made of a polymer nanocomposite; the polymer nanocomposite is a PF-GX of dendritic copolyfluorene doped with quantum dots of surface-modified CdS, where the X of PF-GX is 0, 1 or 2; the chemical structure of the polymer nanocomposite is as follows:



[0009] where the



is a quantum dot of the surface-modified CdS and the



is a side chain of the dendritic copolyfluorene. Accordingly, a novel LED with quantum dots of polymer nanocomposite is obtained.

BRIEF DESCRIPTIONS OF THE DRAWINGS

[0010] The present invention will be better understood from the following detailed description of the preferred embodiment according to the present invention, taken in conjunction with the accompanying drawings, in which

[0011] FIG. 1 is a view showing steps for obtaining a polymer nanocomposite according to a preferred embodiment of the present invention;

[0012] FIG. 2A is a view showing a chemical reaction in step (a) for obtaining the polymer nanocomposite according to a preferred embodiment of the present invention;

[0013] FIG. 2B is a view showing a chemical reaction in step (b) for obtaining the polymer nanocomposite according to a preferred embodiment of the present invention;

[0014] FIG. 3 is a view showing characteristics of various polymer nanocomposites according to the preferred embodiment of the present invention, regarding optical density in solid state, PL efficiency and quantum efficiency;

[0015] FIG. 4 is a view showing EL spectrum curves of LEDs of the various polymer nanocomposites according to the preferred embodiment of the present invention;


[0016] FIG. 5A is a view showing relationships between current density and voltage for the LEDs of the various polymer nanocomposites according to the preferred embodiment of the present invention; and

[0017] FIG. 5B is a view showing relationships between for the LEDs of the various polymer nanocomposites according to the preferred embodiment of the present invention.

DESCRIPTION OF THE PREFERRED EMBODIMENTS

[0018] The following description of the preferred embodiment is provided to understand the features and the structures of the present invention.

[0019] The present invention is a light-emitting diode (LED) with quantum dots of polymer nanocomposite, where the LED is made of a polymer nanocomposite of PF-GX of a dendritic copolyfluorene doped with quantum dots of surface-modified cadmium sulfide (CdS); the X of PF-GX is a number of 0, 1 or 2; the polymer nanocomposite comprises a chemical structural of



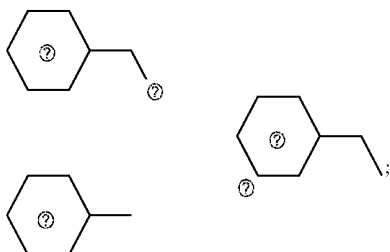
the



is a quantum dot of the surface-modified CdS; and the

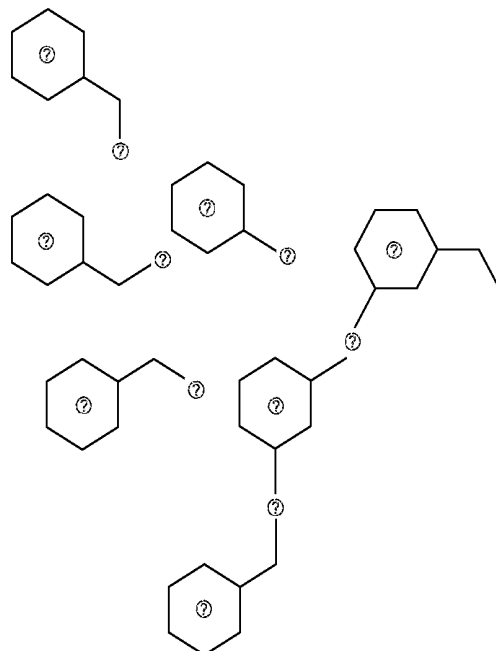


is a side chain of the dendritic copolyfluorene. Therein, when X is 0 for PF-G0, the side chain has a structure of $-\text{CH}_3$; when X is 1 for PF-G1, the side chain has a structure of



⑦ indicates text missing or illegible when filed

and, when X is 2 for PF-G2, the side chain has a structure of



⑦ indicates text missing or illegible when filed

[0020] Please refer to FIG. 1 though FIG. 2B, which are a view showing steps for obtaining a polymer nanocomposite and views showing chemical reactions in step (a) 1 and step (b) 2 for obtaining the polymer nanocomposite, according to a preferred embodiment of the present invention. As shown in the figures, the present invention is a LED with quantum dots of polymer nanocomposite, which has the following steps for obtaining the polymer nanocomposite:

[0021] Step (a) 1: Modifying surface of CdS 11 (quantum dot) through a thiophenol surfactant 12 to obtain a surface-modified CdS 13 (as shown in FIG. 2A);

[0022] Step (b) 2: Composing more than a monomer of dendritic structure 211, 212 to be assembled with a monomer of diboron compound 22 through a Suzuki coupling to obtain a dendritic copolyfluorene 23 (as shown in FIG. 2B); and

[0023] Step (c) 3: Processing a banding of the product of step (a) 1 of the surface-modified CdS 13 and the product of step (b) 2 of the dendritic copolyfluorene 23 by a π - π interaction through a physical doping to obtain a product for a thermal treatment.

[0024] Through the above steps, a final product of a stable polymer nanocomposite is obtained.

[0025] The polymer LED according to the present invention is made of a polymer nanocomposite, where the surface-modified CdS 13 and the dendritic copolyfluorene 23 are banded to obtain high photoluminescence (PL) efficiency and the quantum dot size of the surface-modified CdS 13 can be modified to enhance PL efficiency, heat resistance and lifetime.

[0026] Please refer to FIG. 3, which is a view showing characteristics of various polymer nanocomposites according to the preferred embodiment of the present invention, regarding optical density in solid state, PL efficiency and quantum efficiency. As shown in the figure, PF-GX of

dendritic copolyfluorene according to the present invention is examined to obtain parameters of extinction coefficient (ϵ^a) **51**, optical density in solid state (O.D.^b) **52**, membrane thickness (L^c) **53**, concentration of chromophore (M^d) **54** and quantum efficiency (η^e) **55**. When X of PF-GX is 1, the following PF-G1s are examined, including a single-layered dendritic copolyfluorene having no quantum dot (of surface-modified CdS) **41**, a single-layered dendritic copolyfluorene having 3 wt % concentration of quantum dots **42**, a single-layered dendritic copolyfluorene having 4 wt % concentration of quantum dots **43**, and a single-layered dendritic copolyfluorene having 8 wt % concentration of quantum dots **44**. When X of PF-GX is 2, the following PF-G2s are examined, including a double single-layered dendritic copolyfluorene having no quantum dot **45**, a double single-layered dendritic copolyfluorene having 3 wt % concentration of quantum dots **46**, and a double single-layered dendritic copolyfluorene having 4 wt % concentration of quantum dots **47**. As a conclusion, no matter for a polymer light-emitting material of a single-layered dendritic copolyfluorene **41** or a double single-layered dendritic copolyfluorene **45**, PL efficiency is improved by doping with quantum dots.

[0027] Please refer to FIG. 4, which is a view showing electroluminescence (EL) spectrum curves of LEDs of the various polymer nanocomposites according to the preferred embodiment of the present invention. As shown in the figure, a first **61**, a second **62**, a third **63** and a fourth **64** spectrum curves are included. The first spectrum curve **61** is a spectrum curve obtained from an EL of PF-G0 of a single-layered dendritic copolyfluorene having no quantum dot (of surface-modified CdS). As is shown, the strongest EL has a wavelength between 426 and 465 nm (nanometer), appeared as a blue-green light. Furthermore, the second spectrum curve **62** is a spectrum curve obtained from an EL of PF-G1 of a single-layered dendritic copolyfluorene having 3 wt % concentration of quantum dot; the third spectrum curve **63** is a spectrum curve obtained from an EL of PF-G1 of a single-layered dendritic copolyfluorene having 4 wt % concentration of quantum dot; and, the fourth spectrum curve **64** is a spectrum curve obtained from an EL of PF-G1 of a single-layered dendritic copolyfluorene having 8 wt % concentration of quantum dot. From the first **61**, the second **62**, the third **63** and the fourth **65** spectrum curves, it is shown that, by doping with certain densities of quantum dots in the PF-G1s, their full width half maximum (FWHM) are dropped from a point A of FWHM in the first spectrum curve **61** to a point B of FWHM in the fourth spectrum curve **64** which is a clear deduction; and, so, the happenings of excimers is restrained and the light color is purer than that of the PF-G1 having no quantum dot.

[0028] Please refer to FIG. 5A and FIG. 5B, which are views showing relationships between current density and voltage and relationships between luminance and voltage for the LEDs of the various polymer nanocomposites according to the preferred embodiment of the present invention. As shown in the figures, the curves shown in FIG. 5A shows a first **71**, a second **72**, a third **73** and a fourth **74** relationships between current density and voltage; and, the curves shown in FIG. 5B shows a first **81**, a second **82**, a third **83** and a fourth **84** relationships between luminance and voltage. The curve showing the first relationship between current density and voltage **71** and the curve showing the first relationship between luminance and voltage **81** are obtained from an EL of a single-layered dendritic copolyfluorene having no quantum dot (of surface-modified CdS), showing changes to current density and luminance following changes in voltage. The curve showing the second relationship between current

density and voltage **72** and the curve showing the second relationship between luminance and voltage **82** are obtained from an EL of PF-G0 having 3 wt % concentration of quantum dot, showing changes to current density and luminance following changes in voltage. The curve showing the third relationship between current density and voltage **73** and the curve showing the third relationship between luminance and voltage **83** are obtained from an EL of PF-G1 having 4 wt % concentration of quantum dot, showing changes to current density and luminance following changes in voltage. And, the fourth relationship between current density and voltage **74** and the fourth relationship between luminance and voltage **84** are obtained from an EL of PF-G2 having 8 wt % concentration of quantum dot, showing changes to current density and luminance following changes in voltage. From the above curves, it is known that, by doping quantum dots into single-layered dendritic copolyfluorene, the current carried by the LED made of the PX-GX is increased; and, the greatest luminance for the PX-GX having no quantum dot is 298 cd/m² and the greatest luminance for the PX-GX having 8 wt % concentration of quantum dot is 1196 cd/m², which is four times greater.

[0029] To sum up, the present invention is a LED with quantum dots of polymer nanocomposite, where the polymer nanocomposite for making the LED increases in EL efficiency and PL efficiency; and the LED thus made is increased in stability and electrical characteristics.

[0030] The preferred embodiment herein disclosed is not intended to unnecessarily limit the scope of the invention. Therefore, simple modifications or variations belonging to the equivalent of the scope of the claims and the instructions disclosed herein for a patent are all within the scope of the present invention.


What is claimed is:

1. A light-emitting diode (LED) with quantum dots comprising a polymer nanocomposite of PF-GX of a dendritic copolyfluorene,

wherein said X of PF-GX is a number selected from a group consisting of 0, 1 and 2;

wherein said dendritic copolyfluorene is doped with a surface-modified cadmium sulfide (CdS);

wherein said polymer nanocomposites has a chemical structure of



wherein said



is a quantum dot of said surface-modified CdS; and

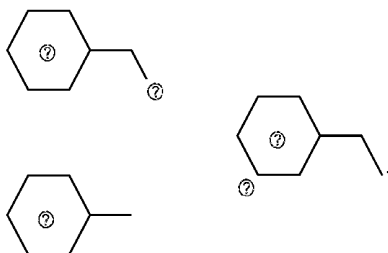
wherein said



is a side chain of said dendritic copolyfluorene.

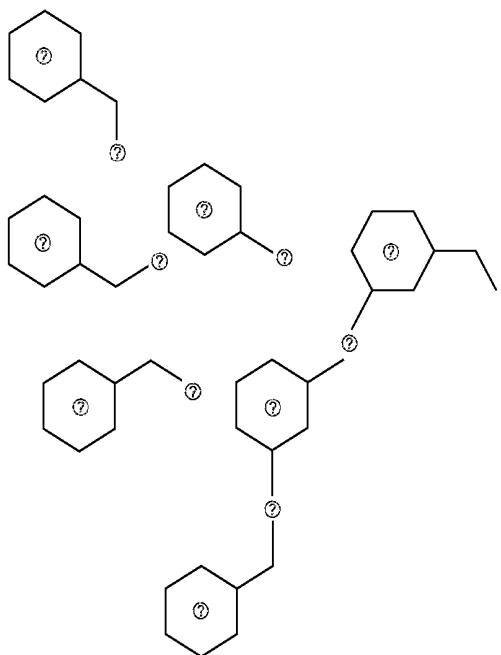
2. The LED according to claim 1,
wherein said X is 0 and said PF-GX is PF-G0; and
wherein said side chain is —CH₃.

3. The LED according to claim 1,
wherein said X is 1 and said PF-GX is PF-G1 of a
single-layer of a dendritic copolyfluorene; and
wherein said side chain is



Ⓜ indicates text missing or illegible when filed

4. The LED according to claim 1,
wherein said X is 2 and said PF-GX is PF-G2 of a double
single-layer of a dendritic copolyfluorene; and
wherein said side chain is

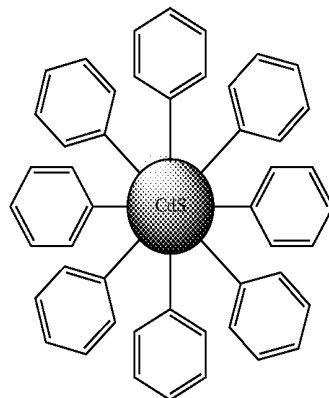


Ⓜ indicates text missing or illegible when filed

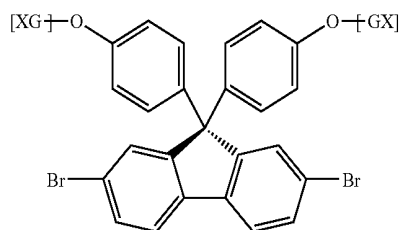
5. The LED according to claim 1,
wherein said polymer nanocomposite is obtained by the
following steps:
step (a): modifying surface of CdS through a thiophe-
nol surfactant;
step (b): composing more than a monomer to be
assembled with a monomer of diboron compound
through a Suzuki coupling; and

step (c): processing a banding of product of step (a) and
product of step (b) by a π - π interaction through a
physical doping.

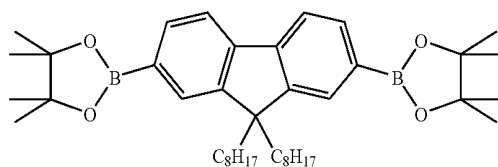
6. The LED according to claim 1,
wherein product of step (a) is a surface-modified CdS
having a chemical structure of



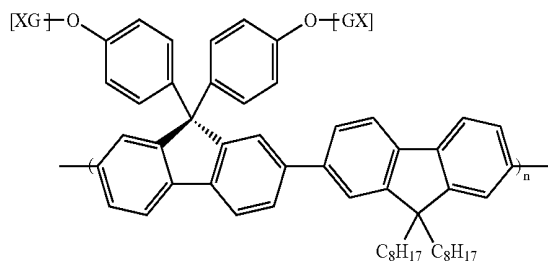
7. The LED according to claim 5,
wherein said more than one monomer composed in step
(b) comprises



and



8. The LED according to claim 5,
wherein product of step (b) has a chemical structure of



* * * * *