

# 《乙太之能》

*“Ether”*

*for Orchestra*

*(2012-2013)*

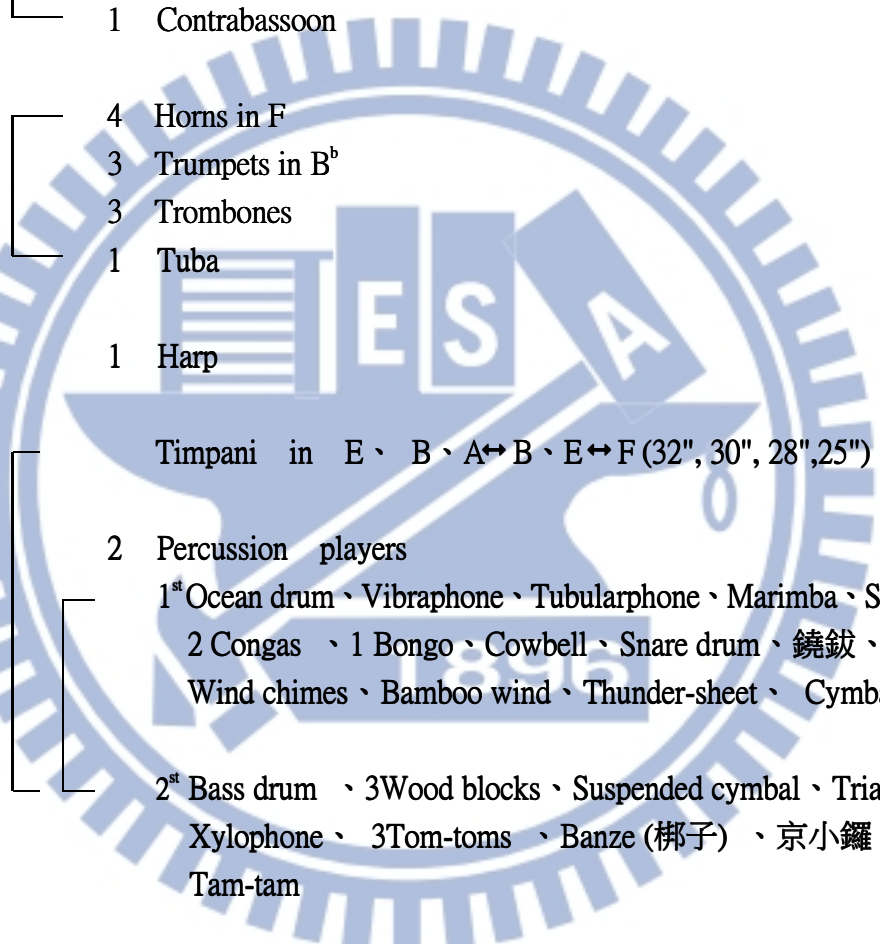


趙立瑋

*CHAO Li Wei*

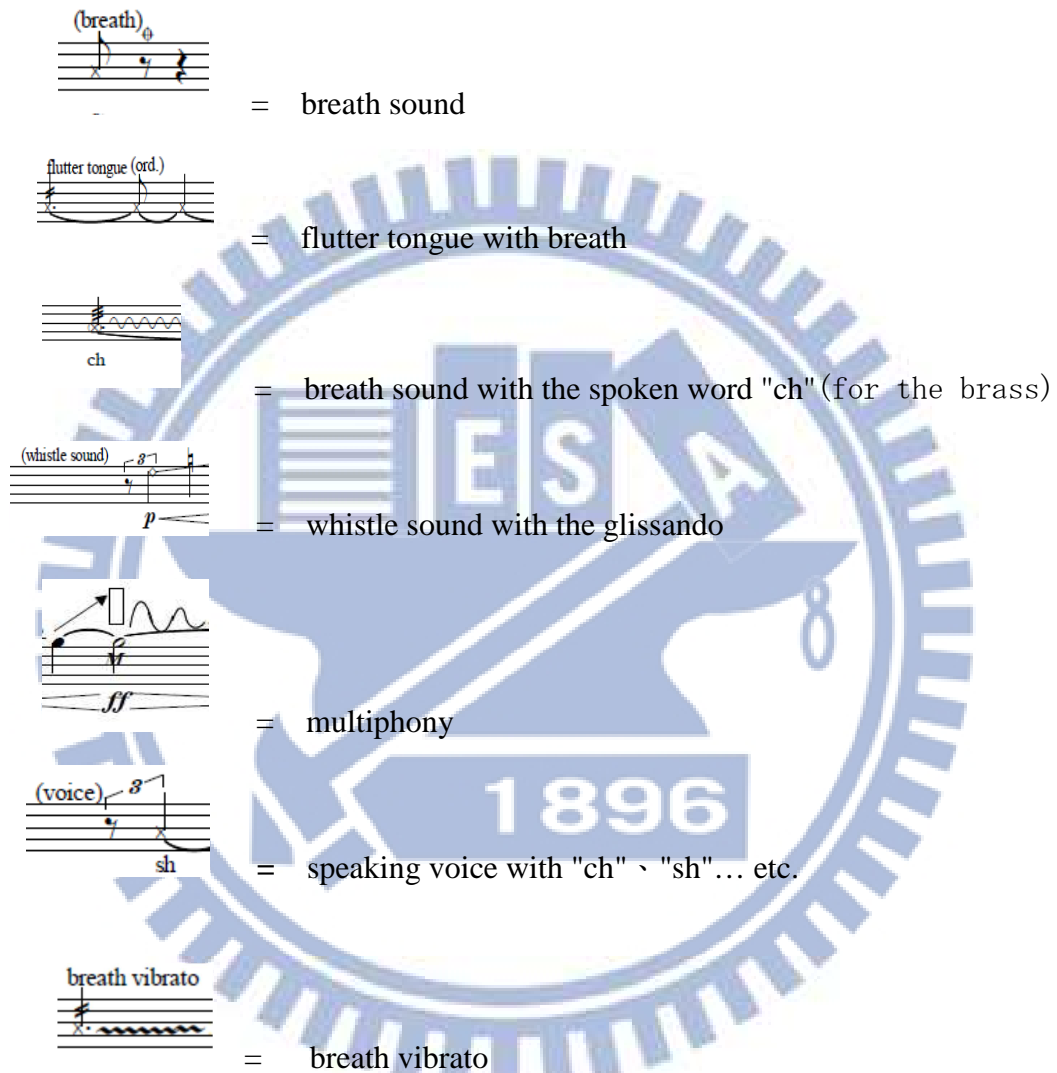
*WRITING IN 2012.11-2013*

# Instrumentation

- 
- 1 Piccolo
  - 2 Flutes (alto flute)
  - 2 Oboes
  - 3 Clarinets in B<sup>b</sup> (bass clarinet)
  - 2 Bassoons
  - 1 Contrabassoon
  
  - 4 Horns in F
  - 3 Trumpets in B<sup>b</sup>
  - 3 Trombones
  - 1 Tuba
  
  - 1 Harp
  
  - Timpani in E、B、A↔B、E↔F (32", 30", 28", 25")
  
  - 2 Percussion players
    - 1<sup>st</sup> Ocean drum、Vibraphone、Tubularphone、Marimba、Slapstick
    - 2 Congas、1 Bongo、Cowbell、Snare drum、鑊鈸、
    - Wind chimes、Bamboo wind、Thunder-sheet、Cymbals
  
  - 2<sup>nd</sup> Bass drum、3 Wood blocks、Suspended cymbal、Triangle、
  - Xylophone、3 Tom-toms、Banze (椰子)、京小鑼、
  - Tam-tam
  
  - 14 Violins I
  - 12 Violins II
  - 10 Violas
  - 8 Violincellos
  - 6 Double Bases

## General abbreviations and symbols

### For the woodwind and brass:



(breath)  $\text{b}$   
= breath sound

flutter tongue (ord.)  
= flutter tongue with breath

ch  
= breath sound with the spoken word "ch" (for the brass)

(whistle sound)  $\text{gl}$   
 $p$   
= whistle sound with the glissando

$ff$   
= multiphony

(voice)  $\text{st}$   
sh  
= speaking voice with "ch" 、 "sh" ... etc.

breath vibrato  
= breath vibrato

\* the brass need to prepare to the straight mute

**For the percussion:**

percussion 1

bamboo wind	congas	ocean drum	bongo	cowbell	snare drum
x	x x □	x	x	△	x
	rim.				


slapstick	bamboo wind	na'o cymbal	wind chimes	thunder sheet	triangle
x	x	x	x	x	x


percussion 2


3 tom-toms	bass drum	jingxialuo
x x x	x ■	x
	jing. on the bass drum	


  

3 wood blocks	sus cym.(prepare th bow)	tam-tam	banze	crash cym.
x x x	x	x	x	x

 = bass drum stick ( cotton)

 = soft mallets

 = hard mallets

 = brush

\* prepare to the triangle sticks 、 strings bow and wood mallets


**For the strings:**




= pizzicato with snail from S.P. to S.T.




= as fast as possible



= use left hand press the strings and quickly to call-back  
played with the right hand



= speaking voice with "sh"



# Instumental Layout

