

References

A

1. Almawlawi, Diyaa, Ken A. Bosnick, Anita Osika, and Martin Moskovits, *Adv. Mater.* 12 (2000) 1252, "Fabrication of nanometer-scale patterns by ion-milling with porous anodic alumina masks".
2. Anpo, Masakazu, Takahito Shima, Sukeya Kodama, and Yutaka Kubokawa, *J. Phys. Chem.* 91 (1987) 4305, "Photocatalytic hydrogenation of CH_3CCH with H_2O on small-particle TiO_2 : size quantization effects and reaction intermediates".
3. Asoh, Hidetaka, Kazuyuki Nishio, Masashi Nakao, Toshiaki Tamamura, and Hideki Masuda, *J. Electrochem. Soc.* 148 (2001) B152, "Conditions for fabrication of ideally ordered anodic porous alumina using pretextured Al".



1. Bae, Eun Ju, Won Bong Choi, Kwang Seok Jeong, Jae Uk Chu, Gyeong-Su Park, Seahn Song, and In Kyeong Yoo, *Adv. Mater.* 14 (2002) 277, "Selective growth of carbon nanotubes on pre-patterned porous anodic aluminum oxide".
2. Baker, R. T. K., *Carbon* 27 (1989) 315, "Catalytic growth of carbon filaments".
3. Bakhtizin, R. Z., S. S. Ghots, and E. K. Ratnikova, *IEEE Trans. Electron Devices* 38 (1991) 2398, "GaAs field emitter arrays".
4. Baylor, L. R., V. I. Merkulov, E. D. Ellis, M. A. Guillorn, D. H. Lowndes, A. V. Melechko, M. L. Simpson, and J. H. Whealton, *J. Appl. Phys.* 91 (2002) 4602, "Field emission from isolated individual vertically aligned carbon nanocones".
5. Bethune, D. S., C. H. Kiang, M. S. de Vries, G. Gorman, R. Savoy, J. Vazquez, and R. Beyes, *Nature* 363 (1993) 605, "Cobalt-catalyzed growth of carbon nanotubes with single-atomic-layer wall".
6. Bonard, Jean-Marc, Jean-Paul Salvetat, Thomas Stöckli, Walt A. de Heer, László Forró, and André Châtelain, *Appl. Phys. Lett.* 73 (1998) 918, "Field emission from single-wall carbon nanotube films".
7. Bonard, Jean-Marc, Mirko Croci, Christian Klinke, Ralph Kurt, Olivier Noury, and Nicolas Weiss, *Carbon* 40 (2002) 1715, "Carbon nanotube films as electron field

emitters”.

8. Bower, Chris, Wei Zhu, Sungho Jin, and Otto Zhou, *Appl. Phys. Lett.* 77 (2000) 830, “Plasma-induced alignment of carbon nanotubes”.
9. Brodie, I. and P. Schwoebel, *Proc. IEEE* 82 (1994) 1006, “Vacuum microelectronic devices”.
10. Bullen, Heather A. and Simon J. Garrett, *Nano Lett.* 2 (2002) 739, “TiO₂ nanoparticle arrays prepared using a nanosphere lithography technique”.
11. Busta, H. H., R. R. Shaddock, and W. J. Orvis, *IEEE Trans. Electron Devices* 36 (1989) 2679, “Field emission from tungsten-clad silicon pyramids”.

C

1. Cade, N. A., R. A. Lee, and C. Capel, *IEEE Trans. Electron Devices* 36 (1989) 2704, “Wet etching of cusp structures for field emission devices”.
2. Cai, Ailing, Haoyue Zhang, Hao Hua, and Zhibo Zhang, *Nanotechnology* 13 (2002) 627, “Direct formation of self-assembled nanoporous aluminum oxide on SiO₂ and Si substrates”.
3. Chalamala, Babu R., Robert M. Wallace, and Bruce E. Gnade, *J. Vac. Sci. Technol. B* 17 (1999) 303, “Interaction of H₂O with active Spindt-type molybdenum field emitter arrays”.
4. Chang, Shih-Chieh, “Investigation of Cu electroplating and electropolishing processing for multilevel interconnection”, Doctor Thesis, National Chiao Tung University, ROC, 2003, pp. 58.
5. Chase, M. W. and C. A. Davies, “JANAF thermochemical tables”, American Institute of Physics, 1985.
6. Chen, P., X. Wu, J. Lin, and K. Tan, *Science* 285 (1999) 91, “High H₂ uptake by alkali-doped carbon nanotubes under ambient pressure and moderate temperatures”.
7. Chen, Reui-San, Ying-Sheng Huang, Ya-Ming Liang, Chim-Sung Hsieh, Dah-Shyang Tsai, and Kwong-Kau Tiong, *Appl. Phys. Lett.* 84 (2004) 1552, “Field emission from vertically aligned conductive IrO₂ nanorods”.
8. Chen, Wei-Chuan, Yan-Ru Lin, Xing-Jian Guo, and Shinn-Tyan Wu, *Jpn. J. Appl. Phys.* 42 (2003) 208, “Heteroepitaxial TiN of very low mosaic spread on Al₂O₃”.
9. Cheng, Huang-Chung, Wei-Kai Hong, Fu-Gow Tarntair, Kuo-Ji Chen, Jia-Bin Lin, Kuei-Hsien Chen, and Li-Chiung Chen, *Electrochem. Solid-State Lett.* 4 (2001) H5,


“Integration of thin film transistor controlled carbon nanotubes for field emission devices”.

10. Cheng, Huang-Chung, Kuo-Ji Chen, Wei-Kai Hong, Fu-Gow Tantai, Chia-Pin Lin, Kuei-Hsien Chen, and Li-Chyong Chen, *Electrochem. Solid-State Lett.* 4 (2001) H15, “Fabrication and characterization of low turn-on voltage carbon nanotube field emission triodes”.
11. Cheng, Yuan and Otto Zhou, *C. R. Physique* 4 (2003) 1021, “Electron field emission from carbon nanotubes”.
12. Choi, Young Chul, Dong Jae Bae, Young Hee Lee, Byung Soo Lee, Gyeong-Su Park, Won Bong Choi, Nae Sung Lee, and Jong Min Kim, *J. Vac. Sci. Technol. A* 18 (2000) 1864, “Growth of carbon nanotubes by microwave plasma-enhanced chemical vapor deposition at low temperature”.
13. Chu, S. Z., K. Wada, S. Inoue, and S. Todoroki, *J. Electrochem. Soc.* 149 (2002) B321, “Formation and microstructures of anodic alumina films from aluminum sputtered on glass substrate”.
14. Chung, Deuk-Seok, S. H. Park, H. W. Lee, J. H. Choi, S. N. Cha, J. W. Kim, J. E. Jang, K. W. Min, S. H. Cho, M. J. Yoon, J. S. Lee, C. K. Lee, J. H. Yoo, Jong-Min Kim, J. E. Jung, Y. W. Jin, Y. J. Park, and J. B. You, *Appl. Phys. Lett.* 80 (2002) 4045, “Carbon nanotube electron emitters with a gated structure using backside exposure processes”.
15. Collins, P. G. and A. Zettl, *Phys. Rev. B* 55 (1997) 9391, “Unique characteristics of cold cathode carbon-nanotube-matrix field emitters”.
16. Cooper, E. B., S. R. Manalis, H. Fang, H. Dai, K. Matsumoto, S. C. Minne, T. Hunt, and C. F. Quate, *Appl. Phys. Lett.* 75 (1999) 3566, “Terabit-per-square-inch data storage with the atomic force microscope”.
17. Crotty, G., T. Daud, and R. Kachare, *J. Appl. Phys.* 61 (1987) 3077, “Front surface passivation of silicon solar cells with antireflection coating”.
18. Crouse, D., Yu-Hwa Lo, A. E. Miller, and M. Crouse, *Appl. Phys. Lett.* 76 (2000) 49, “Self-ordered pore structure of anodized aluminum on silicon and pattern transfer”.

D

1. Dai, Hongjie, J. H. Hafner, A. G. Rinzler, D. T. Colbert, and R. E. Smalley, *Nature* 384 (1996) 147, “Nanotubes as nanoprobe in scanning probe microscopy”.

2. Davydov, D. N., P. A. Sattari, D. AlMawlawi, A. Osika, T. L. Haslett, and M. Moskovits, *J. Appl. Phys.* 86 (1999) 3983, "Field emitters based on porous aluminum oxide templates".
3. Delzeit, Lance, Ian McAninch, Brett A. Cruden, David Hash, Bin Chen, Jie Han, and M. Meyyappan, *J. Appl. Phys.* 91 (2002) 6027, "Growth of multiwall carbon nanotubes in an inductively coupled plasma reactor".
4. Derycke, V., R. Martel, J. Appenzeller, and Ph. Avouris, *Nano Lett.* 1 (2001) 453, "Carbon nanotube inter- and intramolecular logic gates".
5. Ding, J. X., J. A. Zapien, W. W. Chen, Y. Lifshitz, S. T. Lee, and X. M. Meng, *Appl. Phys. Lett.* 85 (2004) 2361, "Lasing in ZnS nanowires grown on anodic aluminum oxide templates".
6. Dorogi, M., J. Gomez, R. Osifchin, R. P. Andres, and R. Reifenberger, *Phys. Rev. B* 52 (1995) 9071, "Room-temperature coulomb blockade from a self-assembled molecular nanostructure".
7. Du, G. H., Q. Chen, R. C. Che, Z. Y. Yuan, and L.-M. Peng, *Appl. Phys. Lett.* 79 (2001) 3702, "Preparation and structure analysis of titanium oxide nanotubes".



1. Eaglesham, D. J. and M. Cerullo, *Phys. Rev. Lett.* 64 (1990) 1943, "Dislocation-free Stranski-Krastanow growth of Ge on Si (100)".
2. Ebbesen, Thomas W., "Carbon nanotubes: preparation and properties", CRC press, 1997, pp. 56.
3. Edgcombe, C. J. and U. Valdre, *Solid-State Electron.* 45 (2001) 857, "The enhancement factor and the characterization of amorphous carbon field emitters".

E

1. Fan, Shoushan, Michael G. Chapline, Nathan R. Franklin, Thomas W. Tombler, Alan M. Cassell, and Hongjie Dai, *Science* 283 (1999) 512, "Self-oriented regular arrays of carbon nanotubes and their field emission properties".
2. Farver, John R. and Richard A. Yund, *Earth Planet. Sci. Lett.* 161 (1998) 189, "Oxygen grain boundary diffusion in natural and hot-pressed calcite aggregates".
3. Ferrari, A. C. and J. Robertson, *Phys. Rev. B* 61 (2000) 14095, "Interpretation of Raman spectra of disordered and amorphous carbon".

4. Fowler, R. H. and L. W. Nordheim, Proc. Roy. Soc., Ser. A 119 (1928) 173, "Electron emission in intense electric fields".

G

1. Gao, H., C. Mu, F. Wang, D. S. Xu, K. Wu, and Y. C. Xie, J. Appl. Phys. 93 (2003) 5602, "Field emission of large-area and graphitized carbon nanotube array on anodic aluminum oxide template".
2. García, Ricardo, Monterrat Calleja, and Heinrich Rohrer, J. Appl. Phys. 86 (1999) 1898, "Patterning of silicon surfaces with noncontact atomic force microscopy: Field-induced formation of nanometer-size water bridges".
3. Gilberto, Medeiros-Ribeiro, Alexander M. Bratkovski, Theodore I. Kamins, Douglas A. A. Ohlberg, and R. Stanley Williams, Science 279 (1998) 353, "Shape transition of germanium nanocrystals on a silicon (001) surface from pyramids to domes".
4. Golubev, O. L., T. I. Sudakova, and V. N. Shrednik, Tech. Phys. 70 (2000) 67, "Temperature dependence of the work function of hafnium islands on tungsten".
5. Gouma, P.I., P.K. Dutta, and M.J. Mills, Nanostruct. Mater. 11 (1999) 1231, "Structural stability of titania thin films".
6. Grätzel, Michael, Nature 414 (2001) 338, "Photoelectrochemical cells".
7. Gröning, O., O. M. Küttel, P. Gröning and L. Schlapbach, J. Vac. Sci. Technol. B 17 (1999) 1970, "Field emission properties of nanocrystalline chemically vapor deposited-diamond films".
8. Guo, T., P. Nikolaev, A. Thess, D. T. Colbert, and R. E. Smalley, Chem. Phys. Lett. 243 (1995) 49, "Catalytic growth of single-walled nanotubes by laser vaporization".
9. Gwo, S., C.-L. Yeh, P.-F. Chen, Y.-C. Chou, T. T. Chen, T.-S. Chao, S.-F. Hu, and T.-Y. Huang, Appl. Phys. Lett. 74 (1999) 1090, "Local electric-field-induced oxidation of titanium nitride films".

H

1. Han, Jae-Hee, Tae Young Lee, Do Yoon Kim, Ji-Beom Yoo, Chong-Yun Park, Jin Ju Choi, Taewon Jung, In Taek Han, J. E. Jung, and J. M. Kim, J. Vac. Sci. Technol. B 22 (2004) 1636, "High field-emission current of carbon nanotubes grown on TiN-coated Ta substrate for electron emitters in a microwave power amplifier".
2. Heer, W. A. de, A. Chatelain, and D. Vagaret, Science 270 (1995) 1179, "A carbon

nanotube field-emission electron source”.

3. Helveg, Stig, Carlos López-Cartes, Jens Sehested, Poul L. Hansen, Bjerne S. Clausen, Jens R. Rostrup-Nielsen, Frank Abild-Pedersen, and Jens K. Nørskov, *Nature* 427 (2004) 426, “Atomic-scale imaging of carbon nanofibre growth”.
4. Himpsel, F. J., J. A. Knapp, J. A. Van Vechten, and D. E. Eastman, *Phys. Rev. B* 20 (1979) 624, “Quantum photoyield of diamond (111)-A stable negative-affinity emitter”.
5. Hirano, Takayuki, Seigo Kanemaru, and Junji Itoh, *Jpn. J. Appl. Phys.* 35 (1996) L861, “A new metal-oxide-semiconductor field-effect-transistor-structured Si field emitter tip”.
6. Hofmann, S., B. Kleinsorge, C. Ducati, A. C. Ferrari, and J. Robertson, *Diamond Relat. Mater.* 13 (2004) 1171, “Low-temperature plasma enhanced chemical vapor deposition of carbon nanotubes”.
7. Hsieh, Chien-Te, Jin-Ming Chen, Rong-Rong Kuo, and Yue-Hao Huang, *App. Phys. Lett.* 84 (2004) 1186, “Fabrication of well-aligned carbon nanofiber array and its gaseous-phase adsorption behavior”.
8. Hu, Wenchong, Dawei Gong, Zhi Chen, Liming Yuan, Kozo Saito, Craig A. Grimes, and Padmakar Kichambare, *App. Phys. Lett.* 79 (2001) 3083, “Growth of well-aligned carbon nanotube arrays on silicon substrates using porous alumina film as a nanotemplat”.
9. Hua, Zi-Le, Jian-Lin Shi, Ling-Xia Zhang, Mei-Ling Ruan, and Ji-Na Yan, *Adv. Mater.* 14 (2002) 830, “Formation of nanosized TiO₂ in mesoporous silica thin films”.

I

1. Iijima, S., *Nature* 354 (1991) 56, “Helical microtubules of graphitic carbon”.
2. Itoh, S., T. Niiyama, and M. Ykoyama, *J. Vac. Sci. Technol. B* 11 (1993) 647, “Influences of gases on the field emission”.
3. Itoh, Shigeo and Mitsuru Tanaka, *Proc. IEEE* 90 (2002) 514, “Current status of field-emission displays”.
4. Itoh, Shigeo, Mitsuru Tanaka, and Takeshi Tonegawa, *J. Vac. Sci. Technol. B* 22 (2004) 1362, “Development of field emission displays”.
5. Iwasaki, Tatsuya, Taiko Motoi, and Tohru Den, *Appl. Phys. Lett.* 75 (1999) 2044,

“Multiwalled carbon nanotubes growth in anodic alumina nanoholes”.

J

1. Jacobs, Keren, David Zaziski, Erik C. Scher, Amy B. Herhold, and A. Paul Alivisatos, *Science* 293 (2001) 1803, “Activation volumes for solid-solid transformations in nanocrystals”.
2. Jeong, Soo-Hwan, Hee-Young Hwang, Kun-Hong Lee, and Yongsoo Jeong, *Appl. Phys. Lett.* 78 (2001) 2052, “Template-based carbon nanotubes and their application to a field emitter”.
3. Jeong, Soo-Hwan, Ok-Joo Lee, and Kun-Hong Lee, *Chem. Mater.* 14 (2002) 1859, “Preparation of aligned carbon nanotubes with prescribed dimensions: template synthesis and sonication cutting approach”.
4. Jeong, Soo-Hwan, Ok-Joo Lee, Kun-Hong Lee, Sang-Ho Oh, and Chan-Gyung Park, *Chem. Mater.* 14 (2002) 4003, “Packing density control of aligned carbon nanotubes”.
5. Jessensky, O., F. Müller, and U. Gösele, *Appl. Phys. Lett.* 72 (1998) 1173, “Self-organized formation of hexagonal pore arrays in anodic alumina”.
6. Jin, G., J. L. Liu, S. G. Thomas, Y. H. Luo, and K. L. Wang, *Appl. Phys. Lett.* 75 (1999) 2752, “Controlled arrangement of self-organized Ge islands on patterned Si (001) substrates”.
7. Jo, S. H., J. Y. Lao, Z. F. Ren, R. A. Farrer, T. Baldacchini, and J. T. Fourkas, *Appl. Phys. Lett.* 83 (2003) 4821, “Field-emission studies on thin films of zinc oxide nanowires”.
8. Jonge, Niels de, Yann Lamy, Koen Schoots, and Tjerk H. Oosterkamp, *Nature* 420 (2002) 393, “High brightness electron beam from a multi-walled carbon nanotube”.

K

1. Kasuya, A., Y. Sasaki, Y. Saito, K. Tohji, and Y. Nishina, *Phys. Rev. Lett.* 78 (1997) 4434, “Evidence for size-dependent discrete dispersions in single-wall nanotubes”.
2. Kato, T., G.-H. Jeong, T. Hirata, and R. Hatakeyama, *Thin Solid Films* 457 (2004) 2, “Structure control of carbon nanotubes using radio-frequency plasma enhanced chemical vapor deposition”.
3. Keller, F., M. S. Hunter, and D. L. Robinson, *J. Electrochem. Soc.* 100 (1953) 411,

- “Structural features of the oxide coatings of aluminum”.
4. Kitajima, Takeshi, Bing Liu, and Stephen R. Leone, Appl. Phys. Lett. 80 (2002) 497, “Two-dimensional periodic alignment of self-assembled Ge islands on patterned Si (001) surfaces”.
 5. Klimov, V. I., A. A. Mikhailovsky, Su Xu, A. Malko, J. A. Hollingsworth, C. A. Leatherdale, H. J. Eisler, and M. G. Bawendi, Science 290 (2000) 314, “Optical gain and stimulated emission in nanocrystal quantum dots”.
 6. Kong, Jing, Nathan R. Franklin, Chongwu Zhou, Michael G. Chapline, Shu Peng, Kyenogjae Cho, and Hongjie Dai, Science 287 (2000) 622, “Nanotube molecular wires as chemical sensors”.
 7. Kouklin, N., L. Menon, and S. Bandyopadhyay, Appl. Phys. Lett. 80 (2002) 1649, “Room-temperature single-electron charging in electrochemically synthesized semiconductor quantum dot and wire array”.
 8. Kuhn, H., IEEE Engineer. Medicine Biology Magazine 13 (1994) 33, “Organized monolayer assemblies-their role in constructing supramolecular devices and in modeling evolution of early life”.
 9. Kumar, Krishnankutty-Nair P., Scr. Metall. Mater. 32 (1995) 873, “Growth of rutile crystallites during the initial stage of anatase-to-rutile transformation in pure titania and in titania-alumina nanocomposites”.
 10. Kuttel, O. M., O. Groening, C. Emmenegger, and L. Schlapbach, Appl. Phys. Lett. 73 (1998) 2113, “Electron field emission from phase pure nanotube films grown in a methane/hydrogen plasma”.
 11. Kyotani, Takashi, Li-Fu Tsai, and Akira Tomita, Chem. Mater. 8 (1996) 2109, “Preparation of ultrafine carbon tubes in nanochannels of an anodic aluminum oxide film”.

L

1. Lakshmi, Brinda B., Charles J. Patrissi, and Charles R. Martin, Chem. Mater. 9 (1997) 2544, “Sol-gel template synthesis of semiconductor oxide micro- and nanostructures”.
2. Laudon, Matthew, Neil N. Carlson, Michael P. Masquelier, Murray S. Daw, and Wolfgang Windl, Appl. Phys. Lett. 78 (2001) 201, “Multiscale modeling of stress-mediated diffusion in silicon: *Ab initio* to continuum”.

3. Lee, Byoung Hun, Yongjoo Jeon, Keith Zawadzki, Wen-Jie Qi, and Jack Lee, *Appl. Phys. Lett.* 74 (1999) 3143, “Effects of interfacial layer growth on the electrical characteristics of thin titanium oxide films on silicon”.
4. Lee, Cheol Jin and Jeunghee Park, *Appl. Phys. Lett.* 77 (2000) 3397, “Growth model of bamboo- shaped carbon nanotubes by thermal chemical vapor deposition”.
5. Lee, Jin Seung, Geun Hoi Gu, Hoseong Kim, Kwang Seok Jeong, Jiwon Bae, and Jung Sang Suh, *Chem. Mater.* 13 (2001) 2387, “Growth of carbon nanotubes on anodic aluminum oxide templates: fabrication of a tube-in-tube and linearly joined tube”.
6. Lee, K. H., H. Y. Lee, W. Y. Jeung, and W. Y. Lee, *J. Appl. Phys.* 91 (2002) 8513, “Magnetic properties and crystal structures of self-ordered ferromagnetic nanowires by ac electroforming”.
7. Lee, Yun-Hi, Yoon-Taek Jang, Dong-Ho Kim, Jin-Ho Ahn, and Byeong-kwon Ju, *Adv. Mater.* 13 (2001) 479, “Realization of gated field emitters for electrophotonic applications using carbon nanotube line emitters directly grown into submicrometer holes”.
8. Lei, Y., L. D. Zhang, G. W. Meng, G. H. Li, X. Y. Zhang, C. H. Liang, W. Chen, and S. X. Wang, *Appl. Phys. Lett.* 78 (2001) 1125, “Preparation and photoluminescence of highly ordered TiO₂ nanowire arrays”.
9. Leroy, F., J. Eymery, P. Gentile, and F. Fournel, *Appl. Phys. Lett.* 80 (2002) 3078, “Ordering of Ge quantum dots with buried Si dislocation networks”.
10. Li, A. P., F. Müller, A. Birner, K. Nielsch, and U. Gösele, *J. Appl. Phys.* 84 (1998) 6023, “Hexagonal pore arrays with a 50–420 nm interpore distance formed by self-organization in anodic alumina”.
11. Li, Feiyue, Lan Zhang, and Robert M. Metzger, *Chem. Mater.* 10 (1998) 2470, “On the growth of highly ordered pores in anodized aluminum oxide”.
12. Li, J., C. Papadopoulos, J. M. Xu, and M. Moskovits, *Appl. Phys. Lett.* 75 (1999) 367, “Highly-ordered carbon nanotube arrays for electronics applications”.
13. Li, Y., G. W. Meng, L. D. Zhang, and F. Phillipp, *Appl. Phys. Lett.* 76 (2000) 2011, “Ordered semiconductor ZnO nanowire arrays and their photoluminescence properties”.
14. Li, Y. B., Y. Bando, and D. Golberg, *Appl. Phys. Lett.* 82 (2003) 1962, “MoS₂ nanoflowers and their field-emission properties”.

15. Liang, Jianyu, Hailin Luo, Rod Beresford, and Jimmy Xu, *Appl. Phys. Lett.* 85 (2004) 5974, “A growth pathway for highly ordered quantum dot arrays”.
16. Liang, Jianyu, Hope Chik, Aijun Yin, and Jimmy Xu, *J. Appl. Phys.* 91 (2002) 2544, “Two-dimensional lateral superlattices of nanostructures: Nonlithographic formation by anodic membrane template”.
17. Lin, Chao-Hsun, Hui-Lin Chang, Ming-Her Tsai, and Cheng-Tzu Kuo, *Diamond Relat. Mater.* 11 (2002) 922, “Growth mechanism and properties of the large area well-aligned carbon nano-structures deposited by microwave plasma electron cyclotron resonance chemical vapor deposition”.
18. Lin, Chin-Maw, “Study of novel emitter geometries for field emission display application”, Doctor Thesis, National Cheng Kung University, ROC, 1999, pp. 6.
19. Linsebigler, Amy L., Guangquan Lu, and Jr. John T. Yates, *Chem. Rev.* 95 (1995) 735, “Photocatalysis on TiO₂ surfaces: principles, mechanisms, and selected results”.
20. Liu, Changhong, Juan Antonio Zapien, Yuan Yao, Xiangmin Meng, Chun Sing Lee, Shoushan Fan, Yeshayahu Lifshitz, and Shuit Tong Lee, *Adv. Mater.* 15 (2003) 838, “High-density, ordered ultraviolet light-emitting ZnO nanowire arrays”.
21. Liu, C., Y. Y. Fan, M. Liu, H. T. Cong, H. M. Cheng, and M. S. Dresselhaus, *Science* 286 (1999) 1127, “Hydrogen storage in single-walled carbon nanotubes at room temperature”.
22. Liu, C. Y., A. Datta, and Y. L. Wang, *Appl. Phys. Lett.* 78 (2001) 120, “Ordered anodic alumina nanochannels on focused-ion-beam-prepatterned aluminum surfaces”.
23. Liu, N. W., A. Datta, C. Y. Liu, and Y. L. Wang, *Appl. Phys. Lett.* 82 (2003) 1281, “High-speed focused-ion-beam patterning for guiding the growth of anodic alumina nanochannel arrays”.
24. Liu, S. M., L. M. Gan, L. H. Liu, W. D. Zhang, and H. C. Zeng, *Chem. Mater.* 14 (2002) 1391, “Synthesis of single-crystalline TiO₂ nanotubes”.
25. Lurie, P. G. and J. M. Wilson, *Surf. Sci.* 65 (1977) 476, “The diamond surface I. The structure of the clean surface and the interaction with gases and metals”.

M

1. Manno, D., G. Micocci, R. Rella, A. Serra, A. Taurino, and A. Tepore, *J. Appl. Phys.*

- 82 (1997) 54, "Titanium oxide thin films for NH₃ monitoring: structural and physical characterizations".
2. Marcus, R.B., T. S. Ravi, T. Gmitter, H. H. Busta, J. T. Niccum, K. K. Chin, and D. Liu, IEEE Trans. Electron Devices 38 (1991) 2289, "Atomically sharp silicon and metal field emitters".
 3. Masuda, Hideki, Haruki Yamada, Masahiro Satoh, Hidetaka Asoh, Masashi Nakao, and Toshiaki Tamamura, Appl. Phys. Lett. 71 (1997) 2770, "Highly ordered nanochannel-array architecture in anodic alumina".
 4. Masuda, Hideki, Hidetaka Asoh, Mitsuo Watanabe, Kazuyuki Nishio, Masashi Nakao, and Toshiaki Tamamura, Adv. Mater. 13 (2001) 189, "Square and triangular nanohole array architectures in anodic alumina".
 5. Masuda, Hideki and Kenji Fukuda, Science 268 (1995) 1466, "Ordered metal nanohole arrays by a two-step replication of honeycomb structures of anodic alumina".
 6. Masuda, Hideki, Kenji Yasui, and Kazuyuki Nishio, Adv. Mater. 12 (2000) 1031, "Fabrication of ordered arrays of multiple nanodots using anodic porous alumina as an evaporation mask".
 7. Masuda, Hideki and Masahiro Satoh, Jpn. J. Appl. Phys. 35 (1996) L126, "Fabrication of gold nanodot array using anodic porous alumina as an evaporation mask".
 8. McHale, J. M., A. Auroux, A. J. Perrotta, A. Navrotsky, Science 277 (1997) 788, "Surface energies and thermodynamic phase stability in nanocrystalline aluminas".
 9. Mei, X., D. Kim, E. Ruda, and Q. X. Guo, Appl. Phys. Lett. 81 (2002) 361, "Molecular-beam epitaxial growth of GaAs and InGaAs/GaAs nanodot arrays using anodic Al₂O₃ nanohole array template masks".
 10. Mei, X., M. Blumin, M. Sun, D. Kim, Z. H. Wu, H. E. Ruda, and Q. X. Guo, Appl. Phys. Lett. 82 (2003) 967, "Highly-ordered GaAs/AlGaAs quantum-dot arrays on GaAs (001) substrates grown by molecular-beam epitaxy using nanochannels alumina masks".
 11. Mei, Y. F., Z. M. Li, R. M. Chu, Z. K. Tang, G. G. Siu, Ricky K. Y. Fu, Paul K. Chu, W. W. Wu, and K. W. Cheah, Appl. Phys. Lett. 86 (2005) 021111, "Synthesis and optical properties of germanium nanorod array fabricated on porous anodic alumina and Si-based templates".

12. Melechko, A. V., V. I. Merkulov, T. E. McKnight, M. A. Guillorn, K. L. Klein, D. H. Lowndes, and M. L. Simpson, *J. Appl. Phys.* 97 (2005) 041301, “Vertically aligned carbon nanofibers and related structures: Controlled synthesis and directed assembly”.
13. Merkulov, Vladimir I., Anatoli V. Melechko, Michael A. Guillorn, Douglas H. Lowndes, and Michael L. Simpson, *Appl. Phys. Lett.* 79 (2001) 2970, “Alignment mechanism of carbon nanofibres produced by plasma-enhanced chemical-vapor deposition”.
14. Merkulov, Vladimir I., Michael A. Guillorn, Douglas H. Lowndes, Michael L. Simpson, and Edgar Voelkl, *Appl. Phys. Lett.* 79 (2001) 1178, “Shaping carbon nanostructures by controlling the synthesis process”.
15. Modi, Ashish, Nikhil Koratkar, Eric Lass, Bingqing Wei, and Pulickel M. Ajayan, *Nature* 424 (2003) 171, “Miniaturized gas ionization sensors using carbon nanotubes”.
16. Moltaji, H.O., J.P. Buban, J.A. Zaborac, and N.D. Browning, *Micron* 31 (2000) 381, “Simulating the oxygen K-edge spectrum from grain boundaries in ceramic oxides using the multiple scattering methodology”.
17. Mozaleva, A., A. Sarganov, and S. Magaino, *Electrochem. Acta* 44 (1999) 3891, “Anodic process for forming nanostructured metal-oxide coatings for large-value precise microfilm resistor fabrication”.

N

1. Nemanich, R. J. and S. A. Solin, *Phys. Rev. B* 20 (1979) 392, “First- and second-order Raman scattering from finite-size crystals of graphite”.
2. Nilsson, L., O. Groening, C. Emmenegger, O. Kuettel, E. Schaller, L. Schlapbach, H. Kind, J.-M. Bonard, and K. Kern, *Appl. Phys. Lett.* 76 (2000) 2071, “Scanning field emission from patterned carbon nanotube films”.
3. Nishizawa, Matsuhiko, Kiyoshi Mukai, Susumu Kuwabata, Charles R. Martin, and Hiroshi Yoneyama, *J. Electrochem. Soc.* 144 (1997) 1923, “Template synthesis of polypyrrole-coated spinel LiMn_2O_4 nanotubes and their properties as cathode active materials for lithium batteries”.
4. Novak, J. P., E. S. Snow, E. J. Houser, D. Park, J. L. Stepnowski, and R. A. McGill, *Appl. Phys. Lett.* 83 (2003) 4026, “Nerve agent detection using networks of single-


walled carbon nanotubes”.

P

1. Park, Kyung Ho, Hyung Jun Han, Seungho Choi, Kyung Moon Lee, Soonil Lee, and Ken Ha Koh, J. Vac. Sci. Technol. B 21 (2003) 562, “Growth and evaluation of nanostructured carbon films for triode field emitter application”.
2. Park, Kyung Ho, Woo Jong Seo, Soonil Lee, and Ken Ha Koh, Appl. Phys. Lett. 81 (2002) 358, “Triode field emitter with a gated planar carbon-nanoparticle cathode”.
3. Parkhutik, V. P. and V. I. Shershulsky, J. Phys. D 25 (1992) 1258, “Theoretical modelling of porous oxide growth on aluminum”.

Q

1. Qian, Weizhong, Fei Wei, Tang Liu, Zhanwen Wang, and Yongdan Li, J. Chem. Phys. 118 (2003) 878, “What causes the carbon nanotubes collapse in a chemical vapor deposition process”.



1. Ren, Z. F., Z. P. Huang, D. Z. Wang, J. G. Wen, J. W. Xu, J. H. Wang, L. E. Calvet, J. Chen, J. F. Klemic, and M. A. Reed, Appl. Phys. Lett. 75 (1999) 1086, “Growth of a single freestanding multiwall carbon nanotube on each nanonickel dot”.
2. Rinzler, A. G., J. H. Hafner, P. Nikolaev, L. Lou, S. G. Kim, D. Tomanek, D. Colbert, and R. E. Smalley, Science 269 (1995) 1550, “Unraveling nanotubes: field emission from an atomic wire”.
3. Ross, F. M., R. M. Tromp, and M. C. Reuter, Science 286 (1999) 1931, “Transition states between pyramids and domes during Ge/Si island growth”.

S

1. Saito, Yahachi and Sashiro Uemura, Carbon 38 (2000) 169, “Field emission from carbon nanotubes and its application to electron sources”.
2. Sauer, G., G. Brehm, S. Schneider, K. Nielsch, R. B. Wehrspohn, J. Choi, H. Hofmeister, and U. Gösele, J. Appl. Phys. 91 (2002) 3143, “Highly ordered monocrystalline silver nanowire arrays”.
3. Schlapbach, Louis and Andreas Züttel, Nature 414 (2001) 353, “Hydrogen-storage

materials for mobile applications”.

4. Schuisky, Mikael, Anders Hårsta, Aleks Aidla,^b Kaupo Kukli, Alma-Asta Kiisler, and Jaan Aarik, *J. Electrochem. Soc.* 147 (2000) 3319, “Atomic layer chemical vapor deposition of TiO₂: low temperature epitaxy of rutile and anatase”.
5. Seeman, N. C., *Nanotechnology* 2 (1991) 149, “The use of branched DNA for nanoscale fabrication”.
6. Shieh, Jyun-Li, “Field emission vacuum microelectronic devices”, Doctor Thesis, The University of Texas at Arlington, USA, 1992, pp. 22.
7. Shingubara, Shoso, Osamu Okino, Yasuhiko Murakami, Hiroyuki Sakaue, and Takayuki Takahagi, *J. Vac. Sci. Technol. B* 19 (2001) 1901, “Fabrication of nanohole array on Si using self-organized porous alumina mask”.
8. Shiratori, Y., H. Hiraoka, Y. Takeuchi, S. Itoh, and M. Yamamoto, *Appl. Phys. Lett.* 82 (2003) 2485, “One-step formation of aligned carbon nanotube field emitters at 400 °C”.
9. Shklyaev, Alexander A., Motoshi Shibata, and Masakazu Ichikawa, *J. Appl. Phys.* 88 (2000) 1397, “Formation of Ge nanoislands using a scanning tunneling microscope”.
10. Spindt, C. A., *J. Appl. Phys.* 39 (1968) 3504, “A thin-film field-emission cathode”.
11. Springholz, G., V. Holy, M. Pinczolits, and G. Bauer, *Science* 282 (1998) 734, “Self-organized growth of three-dimensional quantum-dot crystals with fcc-like stacking and a tunable lattice constant”.
12. Steffen, H. J., C. D. Roux, D. Marton, and J. W. Rabalais, *Phys. Rev. B* 44 (1991) 3981, “Auger-electron-spectroscopy analysis of chemical states in ion-beam-deposited carbon layers on graphite”.
13. Stoleru, V. G. and E. Towe, *Appl. Phys. Lett.* 85 (2004) 5152, “Optical properties of nanometer-sized gold spheres and rods embedded in anodic alumina matrices”.
14. Suh, Jung Sang and Jin Seung Lee, *Appl. Phys. Lett.* 75 (1999) 2047, “Highly ordered two-dimensional carbon nanotube arrays”.
15. Suh, Jung Sang, Jin Seung Lee, and Hoseong Kim, *Synthetic Metals* 123 (2001) 381, “Linearly joined carbon nanotubes”.
16. Suh, Jung Sang, Kwang Seok Jeong, Jin Seung Lee, and Intaek Han, *Appl. Phys. Lett.* 80 (2002) 2392, “Study of the field-screening effect of highly ordered carbon nanotube arrays”.


17. Sui, Y. C., D. R. Acosta, J. A. González-León, A. Bermúdez, J. Feuchtwanger, B. Z. Cui, J. O. Flores, and J. M. Saniger, *J. Phys. Chem. B* 105 (2001) 1523, “Structure, thermal stability, and deformation of multibranched carbon nanotubes synthesized by CVD in the AAO template”.
18. Sung, S. L., S. H. Tsai, C. H. Tseng, F. K. Chiang, X. W. Liu, and H. C. Shih, *Appl. Phys. Lett.* 74 (1999) 197, “Well-aligned carbon nitride nanotubes synthesized in anodic alumina by electron cyclotron resonance chemical vapor deposition”.
19. Suzuki, Satoru, Chris Bower, Yoshio Watanabe, and Otto Zhou, *Appl. Phys. Lett.* 76 (2000) 4007, “Work functions and valence band states of pristine and Cs-intercalated single-walled carbon nanotube bundles”.

I

1. Takahashi, H., K. Kasahara, K. Fijuwara, and M. Seo, *Corros. Sci.* 36 (1994) 677, “The cathodic polarization of aluminum covered with anodic oxide-films in a neutral borate solution. 1. The mechanism of rectification”.
2. Tanaka, Hiroyoshi, Seiji Akita, Lujun Pan, and Yoshikazu Nakayama, *Jpn. J. Appl. Phys.* 43 (2004) 864, “Barrier effect on field emission from stand-alone carbon nanotube”.
3. Tans, Sander J., Alwin R. M. Verschueren, and Cees Dekker, *Nature* 393 (1998) 49, “Room-temperature transistor based on a single carbon nanotube”.
4. Tatarenko, N. I., V. A. Solntsev, and A. N. Rodionov, *J. Vac. Sci. Technol. B* 17 (1999) 647, “Novel nanoscale field emission structures: Fabrication technology, experimental, and calculated characteristics”.
5. Teo, K. B. K., M. Chhowalla, G. A. J. Amaratunga, W. I. Milne, G. Pirio, P. Legagneux, F. Wyczisk, J. Olivier, and D. Pribat, *J. Vac. Sci. Technol. B* 20 (2002) 116, “Characterization of plasma-enhanced chemical vapor deposition carbon nanotubes by Auger electron spectroscopy”.
6. Thamida, Sunil Kumar and Hsueh-Chia Chang, *Chaos* 12 (2002) 240, “Nanoscale pore formation dynamics during aluminum anodization”.
7. Thompson, G. E. and G. C. Wood, “Anodic films on aluminum. In treatise on materials science and technology, Vol. 23: Corrosion: Aqueous process and passive films”, Academic Press Inc., 1983, pp. 205.
8. Tibbetts, Gary G., *Appl. Phys. Lett.* 42 (1983) 666, “Carbon fibers produced by

pyrolysis of natural gas in stainless steel tubes”.

9. Truong, Thanh N., J. Chem. Phys. 100 (1994) 8014, “A direct *ab initio* dynamics approach for calculating thermal rate constants using variational transition state theory and multidimensional semiclassical tunneling methods. An application to the $\text{CH}_4 + \text{H} \leftrightarrow \text{CH}_3 + \text{H}_2$ reaction”.
10. Tsai, S. H., C. W. Chao, C. L. Lee, and H. C. Shih, Appl. Phys. Lett. 74 (1999) 3462, “Bias-enhanced nucleation and growth of the aligned carbon nanotubes with open ends under microwave plasma synthesis”.
11. Tseng, Yung-Kuan, Chorng-Jye Huang, Hsin-Min Chen, I-Nan Lin, Kuo-Shung Liu, and I-Cherng, Adv. Funct. Mater. 13 (2003) 811, “Characterization and field-emission properties of needle-like zinc oxide nanowires grown vertically on conductive zinc oxide films”.
12. Tu, Y., Z. P. Huang, D. Z. Wang, J. G. Wen, and Z. F. Ren, Appl. Phys. Lett. 80 (2002) 4018, “Growth of aligned carbon nanotubes with controlled site density”.



1. Utsumi, Takao, IEEE Trans. Electron Devices 38 (1991) 2276, “Vacuum microelectronics: what's new and exciting”.

1. Valand, T. and K. E. Heussler, J. Electroanal. Chem. 149 (1983) 71, “Reactions at the oxide-electrolyte interfaces of anodic oxide films on aluminum”.
2. Vorobyova, A.I., V.A. Sokol, and E.A. Outkina, Appl. Phys. A: Mater. Sci. Process. 67 (1998) 487, “SEM investigation of pillared microstructures formed by electrochemical anodization”.

W


1. Wang, Chen-Chi and Jackie Y. Ying, Chem. Mater. 11 (1999) 3113, “Sol-gel synthesis and hydrothermal processing of anatase and rutile titania nanocrystals”.
2. Wang, Q. H., M. Yan, and R. P. H. Chang, Appl. Phys. Lett. 78 (2001) 1294, “Flat panel display prototype using gated carbon nanotube field emitters”.
3. Wang, X. F., J. Zhang, H. Z. Shi, Y. W. Wang, G. W. Meng, X. S. Peng, L. D. Zhang, and J. Fang, J. Appl. Phys. 89 (2001) 3847, “Fabrication and temperature

dependence of the resistance of single-crystalline Bi nanowires”.

4. Wang, Y. D., S. J. Chua, M. S. Sander, P. Chen, S. Tripathy, and C. G. Fonstad, Appl. Phys. Lett. 85 (2004) 816, “Fabrication and properties of nanoporous GaN films”.
5. Wong, S. S., E. Joselevich, A. T. Woolley, C. L. Cheung, and C. M. Lieber, Nature 394 (1998) 52, “Covalently functionalized nanotubes as nanometer-sized probes in chemistry and biology”.
6. Woods, G. S. and J. P. O’Sullivan, Electrochim. Acta 15 (1970) 1865, “The anodizing of aluminum in sulfate solutions”.

X

1. Xu, Dongsheng, Guolin Guo, Linlin Gui, Youqi Tang, Zujin Shi, Zhaoxia Jin, Zhennan Gu, Weimin Liu, Xiulan Li, and Guanghua Zhang, Appl. Phys. Lett. 75 (1999) 481, “Controlling growth and field emission property of aligned carbon nanotubes on porous silicon substrates”.
2. Xu, Ning-Sheng, Shao-Zhi Deng, and Jun Chen, Ultramicroscopy 95 (2003) 19, “Nanomaterials for field electron emission: preparation, characterization and application”.



1. Yang, Q., C. Xiao, W. Chen, and A. Hirose, Diamond Relat. Mater. 13 (2004) 433, “Selective growth of diamond and carbon nanostructures by hot filament chemical vapor deposition”.
2. Yao, B. D. and N. Wang, J. Phys Chem. B 105 (2001) 11395, “Carbon nanotube arrays prepared by MWCVD”.
3. Yokota, Katsuhiro, Tomoyuki Yamada, Fumiyoshi Miyashita, Kiyohito Hirai, Hiromichi Takano, and Masao Kumagai, Thin Solid Films 334 (1998) 109, “Preparation of titanium-oxide films by solid-state reactions of titanium/silicon-oxide/silicon structures”.
4. Yoon, Seon Mi, Jeseok Chae, and Jung Sang Suh, Appl. Phys. Lett. 84 (2004) 825, “Comparison of the field emissions between highly ordered carbon nanotubes with closed and open tips”.
5. Yuan, Z. H., H. Huang, H. Y. Dang, J. E. Cao, B. H. Hu, and S. S. Fan, Appl. Phys. Lett. 78 (2001) 3127, “Field emission property of highly ordered monodispersed

carbon nanotube arrays”.

6. Yue, G. Z., Q. Qiu, Bo Gao, Y. Cheng, J. Zhang, H. Shimoda, S. Chang, J. P. Lu, and O. Zhou, *Appl. Phys. Lett.* 81 (2002) 355, “Generation of continuous and pulsed diagnostic imaging x-ray radiation using a carbon-nanotube-based field-emission cathode”.
7. Yuzhakov, Vadim V., Hsueh-Chia Chang, and Albert E. Miller, *Phys. Rev. B* 56 (1997) 608, “Pattern formation during electropolishing”.

Z

1. Zhang, Hengzhong, Feng Huang, Benjamin Gilbert, and Jillian F. Banfield, *J. Phys Chem. B* 104 (2000) 3481, “Molecular dynamics simulations, thermodynamic analysis, and experimental study of phase stability of zinc sulfide nanoparticles”.
2. Zhang, Hengzhong and Jillian F. Banfield, *J. Mater. Chem.* 8 (1998) 2073, “Thermodynamic analysis of phase stability of nanocrystalline titania”.
3. Zhang, Hengzhong and Jillian F. Banfield, *J. Phys Chem. B* 104 (2000) 3481, “Understanding polymorphic phase transformation behavior during growth of nanocrystalline aggregates: insight from TiO_2 ”.
4. Zhang, J., L. D. Zhang, X. F. Wang, C. H. Liang, X. S. Peng, and Y. W. Wang, *J. Chem. Phys.* 115 (2001) 5714, “Fabrication and photoluminescence of ordered GaN nanowire arrays”.
5. Zhang, X. Y., L. D. Zhang, W. Chen, G. W. Meng, M. J. Zheng, and L. X. Zhao, *Chem. Mater.* 13 (2001) 2511, “Electrochemical fabrication of highly ordered semiconductor and metallic nanowire arrays”.
6. Zhao, D.S., M. Zhao, Q. Jiang, *Diamond Relat. Mater.* 11 (2002) 234, “Size and temperature dependence of nanodiamond–nanographite transition related with surface stress”.
7. Zhu, Wei, “Vacuum microelectronics”, John Wiley & Sons, 2001, pp. 293.

Vita

基本資料

- 姓名：陳柏林 (Po-Lin Chen)
- 性別：男
- 出生年月日：民國 66 年 8 月 10 日
- 籍貫：台灣省桃園縣
- 通訊地址：台北市信義區松山路 119 巷 1 弄 14 號 4 樓
- 聯絡電話：(03)5731950
- 電子信箱：berlin.mse90g@nctu.edu.tw

學歷

- 國立交通大學 材料科學與工程系博士班
(民國 90 年 9 月 至 民國 94 年 4 月)
- 國立臺北科技大學 材料及資源工程系碩士班
(民國 88 年 9 月 至 民國 90 年 6 月)
- 國立臺北科技大學 材料及資源工程系
(民國 86 年 9 月 至 民國 88 年 6 月)
- 國立臺北工專 材料及資源工程科
(民國 81 年 9 月 至 民國 86 年 6 月)

經歷

- 國立交通大學貴重儀器中心 原子力顯微鏡儀器助教
(民國 91 年 9 月 至 民國 93 年 6 月)
- 國立交通大學材料科學與工程系 物理冶金教學助教
(民國 90 年 9 月 至 民國 91 年 6 月)

專長

- 奈米材料製程與結構分析

- ⊗ 電子場效發射元件
- ⊗ 積體電路銅導線製程
- ⊗ 金屬離子分離與純化

⊗ 著作

⊗ 國際期刊論文

1. Po-Lin Chen, Cheng-Tzu Kuo, Tzeng-Guang Tsai, Bo-Wei Wu, Chiung-Chih Hsu, and Fu-Ming Pan, “Self-organized titanium oxide nanodot arrays by electrochemical anodization”, **Applied Physics Letters** 82 (2003) 2796.
2. Po-Lin Chen, Cheng-Tzu Kuo, Fu-Ming Pan, and Tzeng-Guang Tsai, “Preparation and phase transformation of highly ordered TiO₂ nanodot arrays on sapphire substrates”, **Applied Physics Letters** 84 (2004) 3888.
3. De-Shan Kuo, Po-Lin Chen, and Cheng-Tzu Kuo, “Novel selective process via self-assembled monolayers for pattern growth of carbon nanotubes”, **Diamond and Related Materials** 13 (2004) 1222.
4. Po-Lin Chen, Jun-Kai Chang, Cheng-Tzu Kuo, and Fu-Ming Pan, “Anodic aluminum oxide template assisted growth of vertically aligned carbon nanotube arrays by ECR-CVD”, **Diamond and Related Materials** 13 (2004) 1949.
5. Po-Lin Chen, Jyh-Herng Chen, Ming-Shih Tsai, Bau-Tong Dai, and Ching-Fa Yeh, “Post-Cu CMP cleaning for colloidal silica abrasive removal”, **Microelectronic Engineering** 75 (2004) 352.
6. Po-Lin Chen, Jun-Kai Chang, Cheng-Tzu Kuo, and Fu-Ming Pan, “Field emission of carbon nanotubes on anodic aluminum oxide template with controlled tube density”, **Applied Physics Letters** 86 (2005) 123111.
7. Po-Lin Chen, Jun-Kai Chang, Fu-Ming Pan, and Cheng-Tzu Kuo, “Tube number density control of carbon nanotubes on anodic aluminum oxide template”, **Diamond and Related Materials** 14 (2005) 804.
8. Po-Lin Chen, Jyh-Herng Chen, Ming-Shih Tsai, and Bau-Tong Dai, “Non-polar metal chelating agents for post-Cu CMP cleaning applications”, submitted to **Microelectronic Engineering**.
9. Po-Lin Chen, Wen-Jun Huang, Jun-Kai Chang, Cheng-Tzu Kuo, and Fu-Ming Pan, “Fabrication and characterization of field emission triodes based on self-organized nanodot emitter arrays”, submitted to **Electrochemical and Solid-State Letters**.

⊗ 國際研討會論文

1. Jyh-Herng Chen, Po-Lin Chen, Wen-Ru Chen, Po-Tsang Chen, and Gin-Ton Chiou, “The preparation of D2EHPA chelator modified amberlite 200 ion exchanger and its application in the separation of metals ions”, **5th Kyushu/Pusan-Kyoungnam & 4th Kyushu/Taipei Chemical Engineering Conference**, Miyazaki, Japan, pp. 33-34 (2000).
2. Tzeng-Guang Tsai, Po-Lin Chen, Fu-Ming Pan, Bo-Wei Wu, Chiung-Chih Hsu, and Cheng-Tzu Kuo, “Ordered arrays of titanium oxide nanodots prepared by electrochemical anodization”, **4th AVS International Conference on Microelectronics and Interfaces (ICMI)**, Santa Clara, CA, USA, pp. 144-146 (2003).

3. De-Shan Kuo, Po-Lin Chen, and Cheng-Tzu Kuo, “Novel selective process via self-assembled monolayers for pattern growth of carbon nanotubes”, **14th European Conference on Diamond, Diamond-Like Materials, Carbon Nanotubes and Nitrides (Diamond 2003)**, Salzburg, Austria (2003).
4. Po-Lin Chen, Jun-Kai Chang, Cheng-Tzu Kuo, and Fu-Ming Pan, “Anodic aluminum oxide template assisted growth of vertically aligned carbon nanotube arrays by ECR-CVD”, **The 9th International Conference on New Diamond Science and Technology (ICNDST-9)**, Tokyo, Japan, pp. 39 (2004).
5. Po-Lin Chen, Jun-Kai Chang, Cheng-Tzu Kuo, and Fu-Ming Pan, “Tube number density control of carbon nanotubes on anodic aluminum oxide template”, **15th European Conference on Diamond, Diamond-Like Materials, Carbon Nanotubes and Nitrides (Diamond 2004)**, Riva Del Garda, Italy (2004).
6. Po-Lin Chen, Jun-Kai Chang, Cheng-Tzu Kuo, and Fu-Ming Pan, “Field emission of carbon nanotubes on anodic aluminum oxide template with controlled tube number density”, **3rd Asian Conference on CVD**, Taipei, Taiwan (2004).
7. Fu-Ming Pan, Chen-Chun Lin, Po-Lin Chen, Cheng-Tzu Kuo, Mai Liu, and Chi-Neng Mo, “Anodic aluminum oxide as a template for carbon nanotube field emitters in the triode structure”, **2005 Materials Research Society (MRS) Spring Meeting**, San Francisco, CA, USA, pp. 179 (2005).
8. Chen-Chun Lin, Po-Lin Chen, Chi-Ting Lin, Cheng-Tzu Kuo, “Selective growth of horizontally-oriented carbon nanotube bridges on patterned silicon wafers by electroless plating metal catalysts”, **The 10th International Conference on New Diamond Science and Technology (ICNDST-10)**, Tsukuba, Japan (2005).

國內研討會論文

1. Jyh-Herng Chen, Ching-Fa Yeh, Jing-Chie Lin, Po-Lin Chen, and Wen-Ru Chen, “The effect of metal chelators on the post copper CMP cleaning of copper ions”, **7th Symposium on Nano Device Technology**, Hsinchu, Taiwan, pp. 190-193 (2000).
2. Jyh-Herng Chen, Po-Lin Chen, Ming-Shih Tsai, and Ching-Fa Yeh, “Study of post-Cu CMP cleaning for removal of colloidal silica abrasives”, **8th Symposium on Nano Device Technology**, Hsinchu, Taiwan, pp. 122-125 (2001).
3. Po-Lin Chen, Po-Yuan Lo, and Cheng-Tzu Kuo, “Syntheses of carbon nanotubes by catalyst ion implantation and ECR-CVD”, **中國材料科學學會年會**, Taipei, Taiwan, pp. 114 (2002).
4. Po-Lin Chen, An-Ya Lo, and Cheng-Tzu Kuo, “Feasibility studies of magnetic particle-embedded carbon nanotubes for perpendicular recording media”, **中國材料科學學會年會**, Taipei, Taiwan, pp. 114 (2002).
5. Po-Lin Chen, Tzeng-Guang Tsai, Bo-Wei Wu, Chiung-Chih Hsu, Fu-Ming Pan, and Cheng-Tzu Kuo, “Anodic process for forming ordered arrays of titanium oxide nanodots”, **10th Symposium on Nano Device Technology**, Hsinchu, Taiwan, pp. 147-150 (2003).
6. Po-Lin Chen, Chi-Ting Lin, and Cheng-Tzu Kuo, “Selective processes and properties of the horizontally-oriented carbon nanotubes using electroless plated Ni as catalysts”, **台灣鍍膜科技協會年會**, Hsinchu, Taiwan (2003).
7. Po-Lin Chen, Jun-Kai Chang, Fu-Ming Pan, and Cheng-Tzu Kuo, “Anodic aluminum oxide template-

based carbon nanotube arrays and their field emission property”, 11th Symposium on Nano Device Technology, Hsinchu, Taiwan, pp. 155-158 (2004).

◎ 學位論文

博士論文：Anodic aluminum oxide template assisted growth and electron field emission of carbon nanotubes and titanium oxide nanodots

碩士論文：Study on post-chemical-mechanical polishing cleaning in the copper damascene process

◎ 專利

1. 蔡明蒔，戴寶通，陳志恆，陳柏林，“銅化學機械研磨後清洗方法”，中華民國發明專利，公告號：546727 (公告日期：2003/08/11)。
2. 潘扶民，陳柏林，蔡增光，郭正次，“規則排列奈米點陣列的製作方法”，中華民國發明專利，證書號：I220539 (公告日期：2005/02/01)。
3. 郭正次，潘扶民，陳柏林，張峻愷，“控制奈米碳管管束密度的方法”，中華民國發明專利申請中，申請案號：92119924。
4. 潘扶民，陳柏林，林貞君，劉梅，莫啟能，“奈米碳管場發射三極元件的製作方法”，中華民國發明專利申請中。

